DRAWING NO. SE090670

CATALOG NUMBERS	FIG NO.	COMMERCIAL COPPER CABLE RANGE RUN	COMMERCIAL COPPER CABLE RANGE TAP	METRIC COPPER CABLE RANGE RUN	METRIC COPPER CABLE RANGE TAP	"H"	"L"	INSTALLATION TOOLING MD6 HYTOOL™ DIE INDEX NUMBER	MD6 HYTOOL™ DIE CATALOG NUMBER	MD6 HYTOOL™ NUMBER OF CRIMPS	OUR840 NUMBER OF CRIMPS	Y35 HYPRESS™ DIE INDEX NUMBER	Y35 HYPRESS™ DIE CATALOG NUMBER	Y35 HYPRESS™ NUMBER OF CRIMPS
YC10C10 ◁2	1	#12 SOL (Ø.081) TO #10 STR (Ø.116)	#12 SOL (Ø.081) TO #10 STR (Ø.116)	[3.32]² (Ø[2.06]) TO [6.82]² (Ø[2.95])	[3.32]² (Ø[2.06]) TO [6.82]² (Ø[2.95])	.37 [9.4]	.32 [8.1]	238	162	1		238	U238	1
YC8C8	1	#8 SOL (Ø.129) TO #8 STR (Ø.146)	#10 SOL (Ø.102) TO #8 STR (Ø.146)	[8.43]² (Ø[3.28]) TO [10.80]² (Ø[3.71])	[5.27]² (Ø[2.59]) TO [10.80]² (Ø[3.71])	.46 [12]	.50 [13]	162	162	2		162	U162	2
YC4C8	2	#6 SOL (Ø.162) TO #4 STR (Ø.232)	#8 SOL (Ø.129) TO #8 STR (Ø.146)	[13.3]² (Ø[4.11]) TO [21.1]² (Ø[5.89])	[8.4]² (Ø[3.24]) TO [8.4]² (Ø[3.71]) TO	.73 [19]	.62 [16]	BG OR 5/8	BG	2		BG	U-BG	1 ◁4
YC4C6 ◁4	2		#6 SOL (Ø.162) TO #6 STR (Ø.184)		[13.2]² (Ø[4.11]) TO [13.2]² (Ø[4.67])	.76 [19]	.57 [14]		W-BG	1 ◁4				
YC4C4 ◁4	1		#6 SOL (Ø.162) TO #4 STR (Ø.232)		[13.2]² (Ø[4.11]) TO [21.1]² (Ø[5.89])	.81 [21]	.57 [14]							
YC2C4 ◁4	2	#4 SOL (Ø.204) TO #2 STR (Ø.320)	#8 SOL (Ø.129) TO #4 STR (Ø.232)	[21.1]² (Ø[5.18]) TO [33.5]² (Ø[8.13])	[8.4]² (Ø[3.28]) TO [33.6]² (Ø[6.55])	.98 [25]	.67 [17]	C	W-C	2		C	U-C	1 ◁4
YC2C2 ◁4	1	#2 SOL (Ø.258) TO #2 STR (Ø.320)	#2 SOL (Ø.258) TO #2 STR (Ø.320)	[33.6]² (Ø[6.55]) TO [33.5]² (Ø[8.13])	[33.6]² (Ø[6.55]) TO [33.5]² (Ø[8.13])	1.05 [28]	.67 [17]							
YC26C2	2	1/0 STR (Ø.373) TO 2/0 STR (Ø.418)	#8 SOL (Ø.129) TO #2 STR (Ø.320)	[53.3]² (Ø[9.47]) TO [67.7]² (Ø[10.62])	[8.4]² (Ø[3.24]) TO [33.5]² (Ø[8.13])	1.30 [33]	.92 [23]	--	--	--		E OR O	U-E	3
YC26C26	1		1/0 STR (Ø.373) TO 2/0 STR (Ø.418)		[53.3]² (Ø[9.47]) TO [67.7]² (Ø[10.62])	1.35 [34]	.92 [23]	--	--	--			U-O	1
YC28C2	2	3/0 STR (Ø.470) TO 4/0 STR (Ø.528)	#6 SOL (Ø.162) TO #2 STR (Ø.320)	[85.2]² (Ø[11.94]) TO [107.2]² (Ø[13.41])	[13.3]² (Ø[4.11]) TO [33.5]² (Ø[8.13])	1.65 [42]	1.07 [27]	--	--	--		F OR D3	U-F	3
YC28C26	2		1/0 STR (Ø.373) TO 2/0 STR (Ø.418)		[53.3]² (Ø[9.47]) TO [67.7]² (Ø[10.62])	1.61 [41]	1.07 [27]	--	--	--			U-D3	1
YC28C28	1		3/0 STR (Ø.470) TO 4/0 STR (Ø.528)		[85.2]² (Ø[11.94]) TO [107.2]² (Ø[13.41])	1.56 [40]	1.07 [27]	--	--	--				

REV	DATE	DESCRIPTION	ECO	BY	C'H'K.
C	4/24/2009 6:00:00 PM	-- REDRAWN IN PRO-E	17339	IA	BSK

NOTES:

1. TWO CRIMPS MADE SIMULTANEOUSLY WITH ONE CLOSING OF TOOL.
2. CONNECTOR NOT UL LISTED. LETTERING ON YC10C10 WILL NOT HAVE UL SYMBOL. THE WORD "OR" WILL REPLACE IT.
3. WHEN MAX. AND MIN. CONDUCTOR NUMBERS ARE EQUIVALENT. THE MAX. CONDUCTOR NUMBERS NEED NOT BE SHOWN. BOTH NUMBERS WILL BE SHOWN IF THEY ARE NOT EQUIVALENT.
4. THESE CONNECTORS ARE LINED WITH PENETROX™ S4 SILICON IRON. A NON BERRYLIUM CONTAINING MATERIAL.
5. DIMENSIONS IN BRACKETS [] ARE IN MILLIMETERS.
6. YC4C4 ACCEPTS EXPANDED TAP RANGE OF 6 SOL - 4 STR.
7. YC2C4 ACCEPTS EXPANDED RUN RANGE OF 4 SOL - 2 STR AND TAP RANGE OF 8 SOL - 2 SOL.

SELECTOR CHART

TAP CONDUCTOR	RUN CONDUCTOR [3.3]² SOL. #12 SOL.	[6.8]² STR. #10 STR.	[8.4]² SOL. #8 SOL.	[8.4]² STR. #8 STR.	[13.2]² SOL. #6 SOL.	[13.2]² STR. #6 STR.	[21.1]² SOL. #4 SOL.	[21.1]² STR. #4 STR.	[33.6]² SOL. #2 SOL.	[33.5]² STR. #2 STR.	[53.3]² STR. 1/0 STR.	[67.7]² STR. 2/0 STR.	[85.2]² [107.2]² STR. 3/0 STR. 4/0 STR.
[3.3]² SOL. #12 SOL.	YC10C10												
[5.3]² SOL. #10 SOL.			YC8C8										
[6.8]² STR. #10 STR.													
[8.4]² SOL. #8 SOL.					YC4C8								
[8.4]² STR. #8 STR.													
[13.2]² SOL. #6 SOL.					YC4C6				YC2C4 ◁7		YC26C2		
[13.2]² STR. #6 STR.													
[21.1]² SOL. #4 SOL.					YC4C4 ◁6								YC28C2
[21.1]² STR. #4 STR.													
[33.6]² SOL. #2 SOL.									YC2C2				
[33.5]² STR. #2 STR.													
[53.3]² STR. 1/0 STR.											YC26C26		YC28C26
[67.7]² STR. 2/0 STR.													
[85.2]² STR. 3/0 STR.													YC28C28
[107.2]² STR. 4/0 STR.													

SELECTOR CHART

TAP CONDUCTOR	SPECIAL CONDUCTOR COMBINATION [26.6] SOL. #3 SOL.	[33.6]² SOL. #2 SOL.	[33.5]² STR. #2 STR.	[53.5]² STR. 1/0 [26.6]	[67.7]² STR. 2/0 STR.
[5.3]²SOL. #10 SOL.	YC4C8				
[6.8]²STR. #10 STR.					
[8.4]²SOL. #8 SOL.					
[8.4]²STR. #8 STR.					
[13.2]²SOL. #6 SOL.	YC4C6				
[13.2]²STR. #6 STR.					
[21.1]²SOL. #4 SOL.	YC2C4				
[21.1]²STR. #4 STR.					
[26.6]²SOL. #3 SOL.		YC2C2			

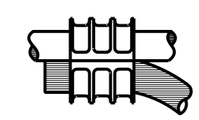

TYPICAL INSTALLED VIEW

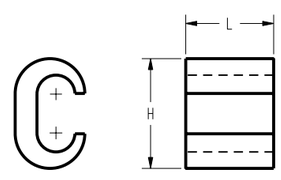

FIG 1

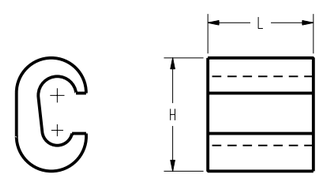

FIG 2

TYPICAL LETTERING

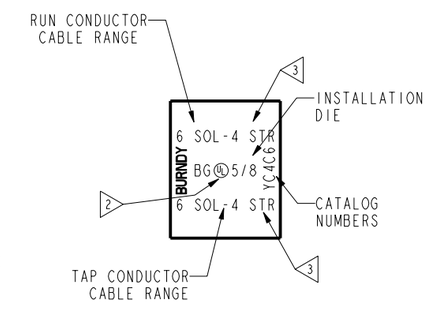

TO ORDER BURNDY® PRODUCTS CALL

UNITED STATES
1-800-346-4175 (LONDONDERRY, NH)

CANADA:
1-800-361-6975 (QUEBEC)
1-800-387-6487 (ALL OTHER PROVINCES)

FOR PRODUCT INFO: http://www.burndy.com

CRIMPIT™ (COPPER)

ITEM NO:	N/A	
CAT. NO:	YC- -C- - (TABLE)	
DRAWN BY:	H CIELESZ	12/05/84
CHECKER:	C.A.R.	12/10/84
DSN APPVL:	R.L.	12/11/84
MFG APPVL:	--	--
QA APPVL:	D VARIO	07/24/97
MKT APPVL:	D HAMILTON	--
PROD FAM:	--	
PROJECT #:	--	
DOCUMENT TYPE:	Sales	
REL LEVEL:	Released	

BURNDY

SCALE: 4:1

SIZE	DRAWING NO	REV
D	SE090670	C

SHEET 1 OF 1

REV: PE0200