

- ◆ Ultra-wideband In-line splitters for 5G FR1 signal distribution
- ◆ 50 W input power rating
- ◆ Low PIM design
- ◆ Low RF insertion loss
- ◆ N-type & 4.3-10 connector variants
- ◆ RoHS compliant

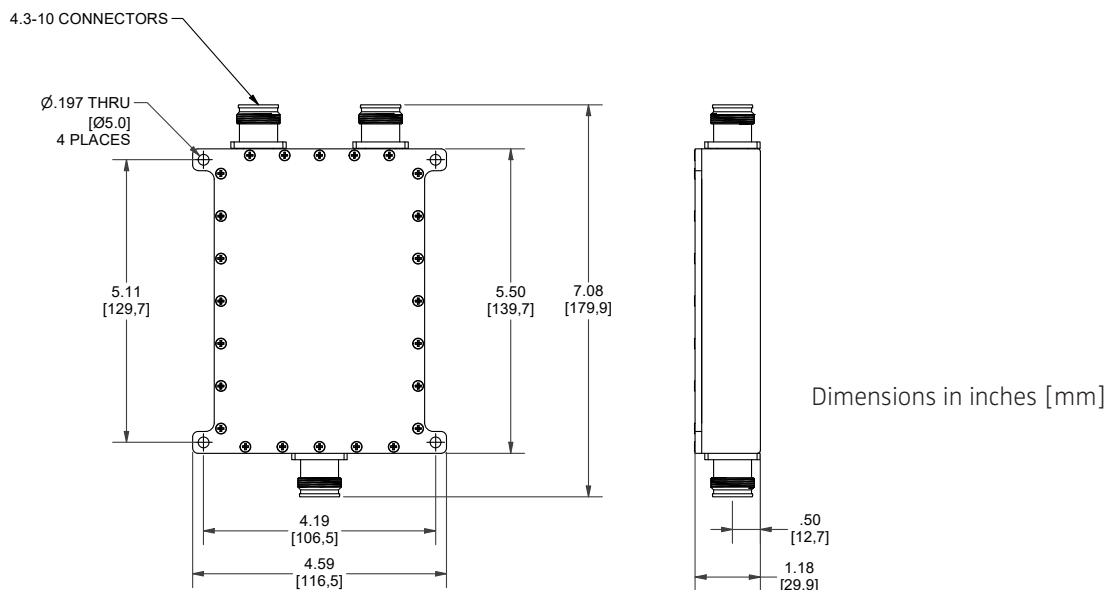


<p>Microlab Dx-76 in-line power splitters have been designed for 5G-NR signal distribution where output isolation is preferable with minimal insertion loss. The ultra-wide frequency range of this design with stable performance across the band enables use with multiband antennas and leaky cable systems.</p>	<p>Frequency: 617 - 5925 MHz          Power: 50 W avg., 1 kW peak          Reverse Power: 0.2 W as a combiner          Impedance: 50 Ω nom.          PIM: -153 dBc (-110 dBm) min.          (Tested with 2x 1900 MHz, +43 dBm tones @ ambient)          Environment: -40 to +70°C, IP67          Connector: Triplate, 4-hole flange          Housing: Painted Aluminum</p>
---	--

Model No.	Split	Split Loss	Connector	Frequency MHz	Insertion Loss	Input Return Loss	Amplitude Balance	Isolation	Weight
D2-76FE	2-way	3 dB	4.3-10(f)	617-2700	<0.8 dB	>20 dB	0.3 dB	>18 dB	1.96 lbs (0.89kg)
D2-76FN*			N-type(f)	2700-4200 4200-5925		>20 dB >18 dB			
D3-76FE	3-way	4.8 dB	4.3-10 (f)	617-4200	<0.8 dB	>17.7 dB	1.5 dB	N/A	2.65 lbs (1.2kg)
D3-76FN*			N-type (f)	4200-5925	<1.1 dB	>16 dB			
D4-76FE	4-way	6 dB	4.3-10 (f)	617-800	<0.4 dB	>15.0 dB	1.0 dB	N/A	3.65 lbs (1.65kg)
D4-76FN*				800-4200	<0.9 dB	>16.5 dB			
				4200-5925	<1.3 dB	>16.5 dB			

### D2-76FE & D2-76FN Outline

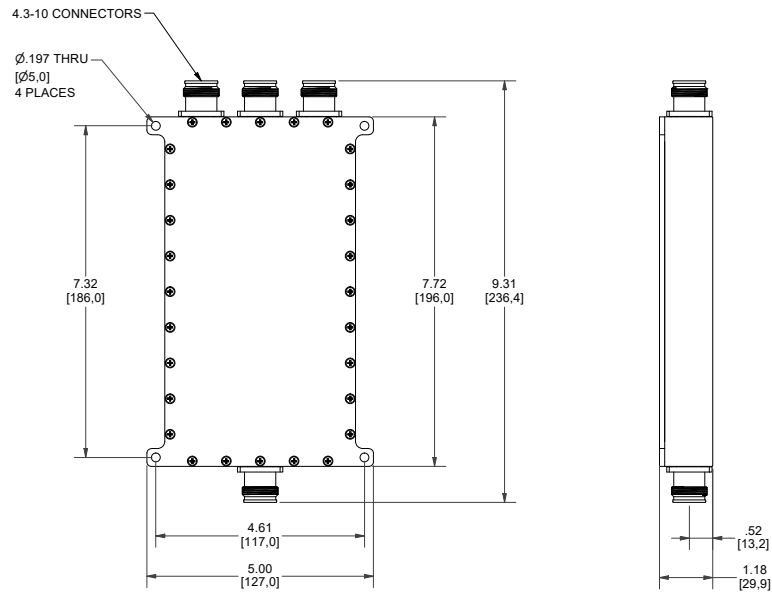
\*In Development



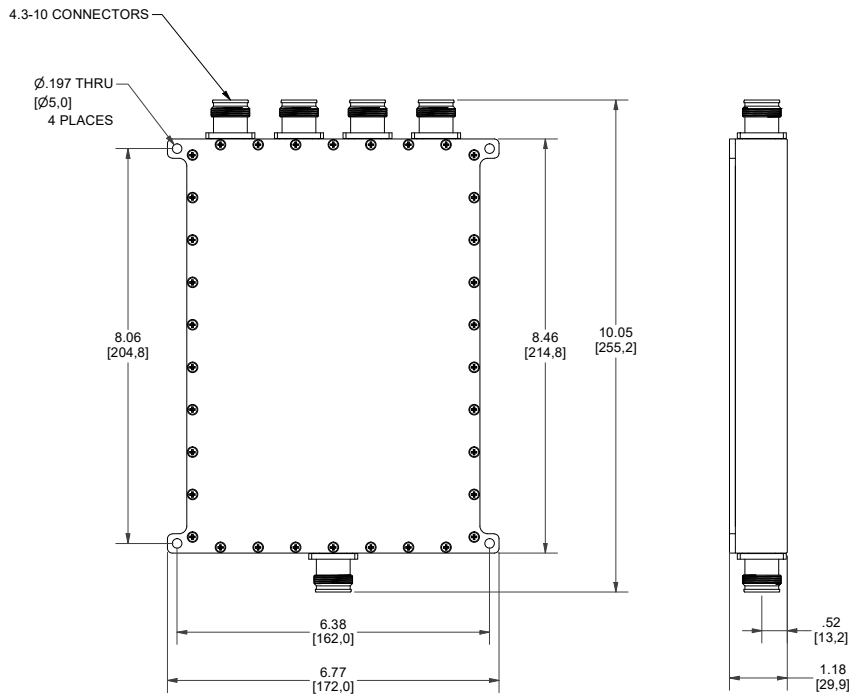
Note: Specifications are subject to change without prior notification.

23MAY2024

**D3-76FE & D3-76FN Outline**



**D4-76FE & D4-76FN Outline**



Dimensions in inches [mm]

**Note: Specifications are subject to change without prior notification.**

Microlab, A Division of RF Industries, 300 Interpace Pkwy, Parsippany, NJ 07054

Tel: (862) 328-1101 • sales@microlabtech.com • www.microlabtech.com