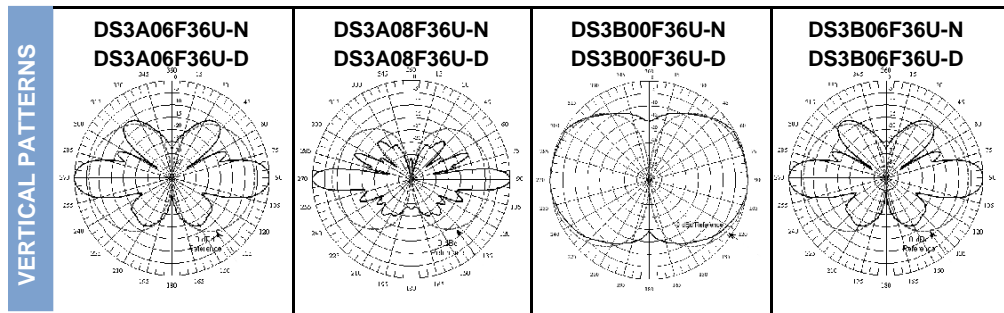


UHF Omni Antennas (300 MHz)

380-410 MHz/370-390 MHz

	DS3A06F36U-N DS3A06F36U-D		DS3A08F36U-N DS3A08F36U-D		DS3B00F36U-N DS3B00F36U-D		DS3B06F36U-N DS3B06F36U-D		DS3A08F36U3N	
	N(F)	7/16 DIN	N(F)	7/16 DIN	N(F)	7/16 DIN	N(F)	7/16 DIN	N(F)	
<b>Model Number</b>	DS3A06F36U-N DS3A06F36U-D		DS3A08F36U-N DS3A08F36U-D		DS3B00F36U-N DS3B00F36U-D		DS3B06F36U-N DS3B06F36U-D		DS3A08F36U3N	
<b>Input Connector</b>	N(F) 7/16 DIN		N(F) 7/16 DIN		N(F) 7/16 DIN		N(F) 7/16 DIN		N(F)	
<b>Type</b>	Single		Single		Single		Single		Single	
<b>Bandwidth, MHz</b>	30		30		20		20		30	
<b>Power, Watts</b>	500		500		500		500		500	
<b>Gain, dBd</b>	6		8		0		6		8	
<b>Horizontal Beamwidth, degrees</b>	360		360		360		360		360	
<b>Vertical Beamwidth, degrees</b>	16		10		60		16		10	
<b>Beam Tilt, degrees</b>	0		0		0		0		3 Down	
<b>Isolation (minimum), dB</b>	N/A		N/A		N/A		N/A		N/A	
<b>Number of Connectors</b>	1		1		1		1		1	
<b>Flat Plate Area, ft<sup>2</sup></b>	1.95		3.03		0.60		1.95		3.03	
<b>Lateral Windload Thrust, lbf</b>	82		127		25		82		127	
<b>Wind Speed Rating without ice, mph</b>	190		160		325		190		160	
<b>Mounting Hardware included</b>	DSH3V3R		DSH3V3N		DSH2V3R		DSH3V3R		DSH3V3N	
<b>Length, ft(m)</b>	11.8 (3.6)		18.3 (5.6)		3.6(1.1)		11.8 (3.6)		18.3 (5.6)	
<b>Radome O.D., in(cm)</b>	3 (7.6)		3 (7.6)		3 (5.1)		3 (7.6)		3 (7.6)	
<b>Mast O.D., in(cm)</b>	2.5 (6.4)		2.5 (6.4)		2.5(6.4)		2.5 (6.4)		2.5 (6.4)	
<b>Net Weight w/o bracket, lb(kg)</b>	35 (15.9)		47 (21.3)		6.7(3.0)		35 (15.9)		47 (21.3)	
<b>Shipping Weight, lb(kg)</b>	65 (29.5)		77 (34.9)		16.7 (7.6)		65 (29.5)		77 (34.9)	



UHF Omni Antennas (406-436 MHz)

406-436 MHz

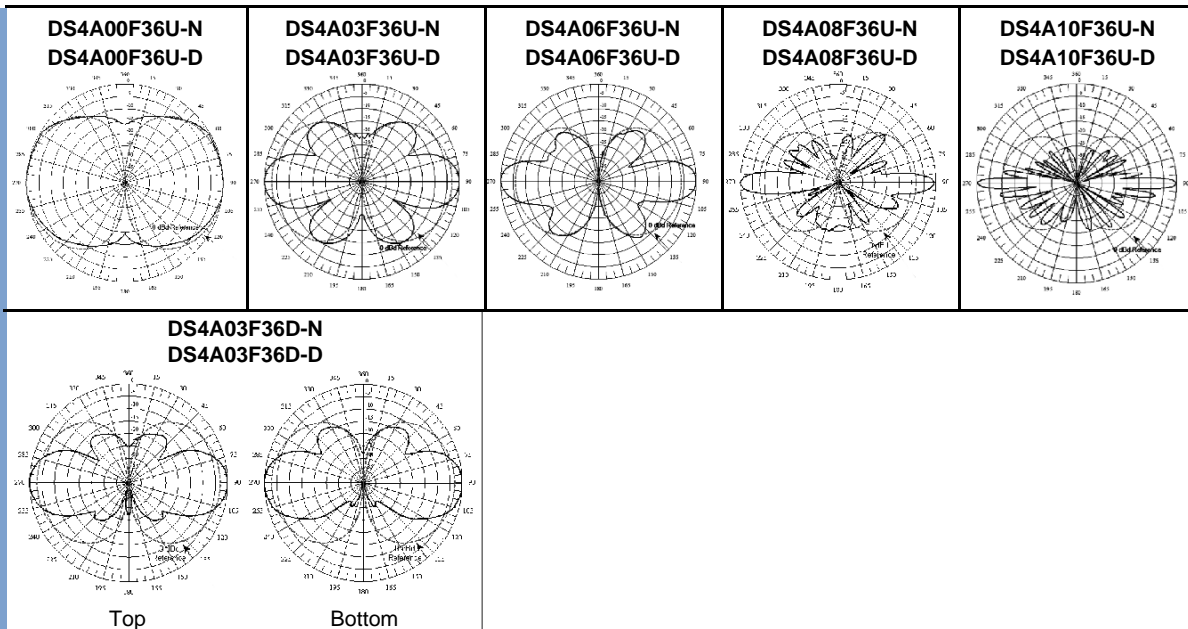
Model Number	DS4A00F36U-N	DS4A00F36U-D	DS4A03F36U-N	DS4A03F36U-D	DS4A06F36U-N	DS4A06F36U-D	DS4A08F36U-N	DS4A08F36U-D	DS4A10F36U-N	DS4A10F36U-D	DS4A03F36D-N	DS4A03F36D-D	DS4A06F36D-D	DS4A06F36D-N	DS4A08F36U3D	DS4A08F36U3N
Input Connector	N(F)	7/16 DIN	N(F)	7/16 DIN	N(F)	7/16 DIN	N(F)	7/16 DIN	N(F)	7/16 DIN	N(F)	7/16 DIN	7/16 DIN	N(F)	7/16 DIN	N(F)
Type	Single		Single		Single		Single		Single		Dual		Dual		Single	
Bandwidth, MHz	30		30		30		30		30		30		30		30	
Power, Watts	500		500		500		500		500		350		500		500	
Gain, dBd	0		3		6		8		10		3		6		8	
Horizontal Beamwidth, degrees	360		360		360		360		360		360		360		360	
Vertical Beamwidth, degrees	60		30		16		10		6		30		16		10	
Beam Tilt, degrees	0		0		0		0		0		0		0		3	
Isolation (minimum), dB	N/A		N/A		N/A		N/A		N/A		30		N/A		N/A	
Number of Connectors	1		1		1		1		1		2		2		1	
Flat Plate Area, ft <sup>2</sup>	0.46		0.83		1.95		3.03		3.97		1.72		3.03		3.03	
Lateral Windload Thrust, lbf	19		35		82		127		167		72		127		127	
Wind Speed Rating without ice, mph	325		250		190		160		150		190		160		160	
Mounting Hardware included	DSH2V3R		DSH2V3R		DSH3V3R		DSH3V3N		DSH3V3N		DSH3V3R		DSH3V3N		DSH3V3N	
Length, ft(m)	2.8 (0.9)		5 (1.5)		11.8 (3.6)		18.3 (5.6)		24 (7.2)		10.4 (3.2)		18.3(5.6)		18.3(5.6)	
Radome O.D., in(cm)	3 (5.1)		3 (5.1)		3 (7.6)		3 (7.6)		3 (7.6)		3 (7.6)		3(7.6)		3(7.6)	
Mast O.D., in(cm)	2.5 (6.4)		2.5 (6.4)		2.5 (6.4)		2.5 (6.4)		2.5 (6.4)		2.5 (6.4)		2.5(6.4)		2.5(6.4)	
Net Weight w/o bracket, lb(kg)	5.5 (2.5)		8 (3.6)		35 (15.9)		47 (21.3)		70 (31.8)		29 (13.2)		70(31.8)		47(21.3)	
Shipping Weight, lb(kg)	9.6 (4.4)		18 (8.2)		65 (29.5)		77 (34.9)		100 (45.4)		59 (26.8)		80(36.3)		77(34.9)	

ELECTRICAL

MECHANICAL

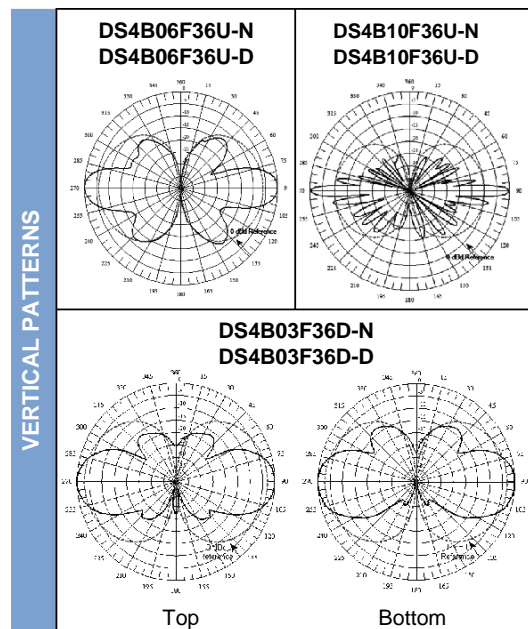
DIMENSIONS

VERTICAL PATTERNS



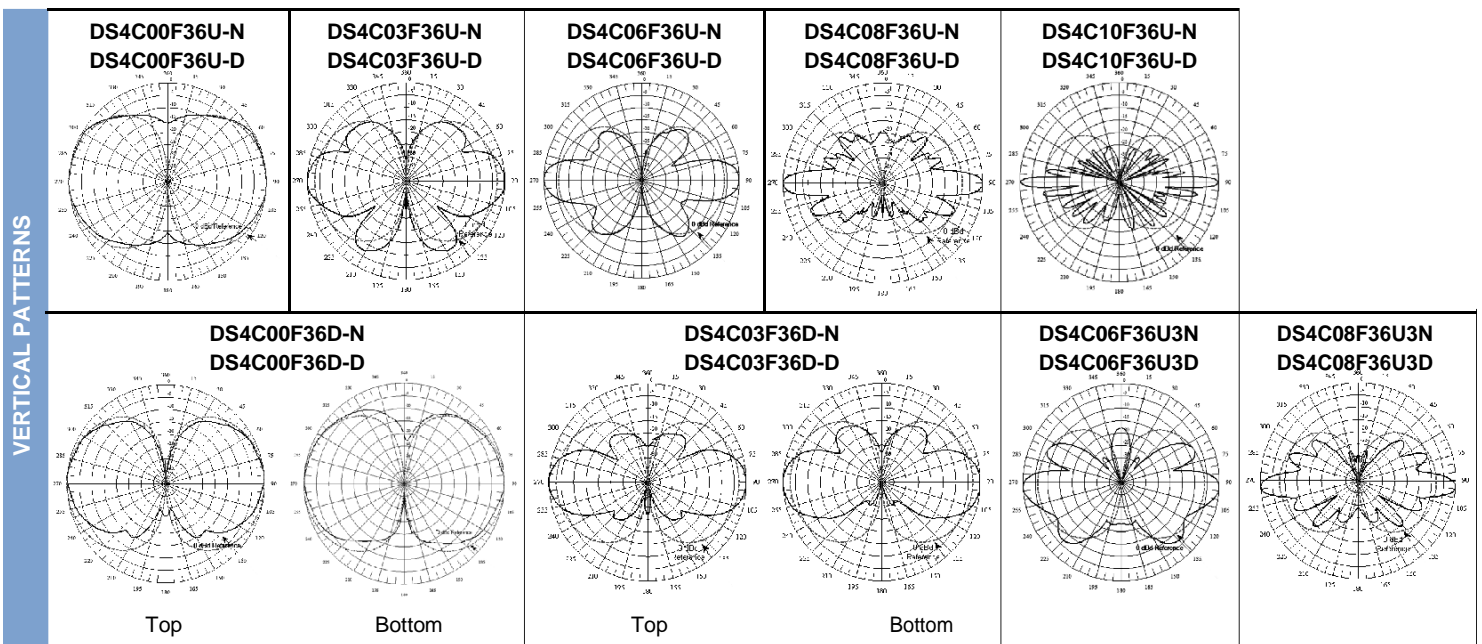
UHF Omni Antennas (425-455 MHz)

		425-455 MHz											
Model Number		DS4B06F36U-N		DS4B06F36U-D		DS4B10F36U-N		DS4B10F36U-D		DS4B03F36D-N		DS4B03F36D-D	
Input Connector		N(F)		7/16 DIN		N(F)		7/16 DIN		N(F)		7/16 DIN	
Type		Single		Single		Single		Single		Dual		Dual	
ELECTRICAL	Bandwidth, MHz	30		30		30		30		30		30	
	Power, Watts	500		500		500		500		350		350	
	Gain, dBd	6		10		10		10		3		3	
	Horizontal Beamwidth, degrees	360		360		360		360		360		360	
	Vertical Beamwidth, degrees	16		6		6		6		30		30	
MECHANICAL	Beam Tilt, degrees	0		0		0		0		0		0	
	Isolation (minimum), dB	N/A		N/A		N/A		N/A		36		36	
	Number of Connectors	1		1		1		1		2		2	
	Flat Plate Area, ft <sup>2</sup>	1.95		3.94		3.94		3.94		2.32		2.32	
	Lateral Windload Thrust, lbf	82		166		166		166		97		97	
DIMENSIONS	Wind Speed Rating without ice, mph	190		150		150		150		175		175	
	Mounting Hardware included	DSH3V3R		DSH3V3N		DSH3V3N		DSH3V3N		DSH3V3N		DSH3V3N	
	Length, ft(m)	11.8 (3.6)		23.8 (7.3)		23.8 (7.3)		23.8 (7.3)		14 (4.3)		14 (4.3)	
	Radome O.D., in(cm)	3 (7.6)		3 (7.6)		3 (7.6)		3 (7.6)		3 (7.6)		3 (7.6)	
	Mast O.D., in(cm)	2.5 (6.4)		2.5 (6.4)		2.5 (6.4)		2.5 (6.4)		2.5 (6.4)		2.5 (6.4)	
Net Weight w/o bracket, lb(kg)	35 (15.9)		65 (29.5)		65 (29.5)		65 (29.5)		40 (18.1)		40 (18.1)		
Shipping Weight, lb(kg)	65 (29.5)		95 (43.1)		95 (43.1)		95 (43.1)		70 (31.8)		70 (31.8)		



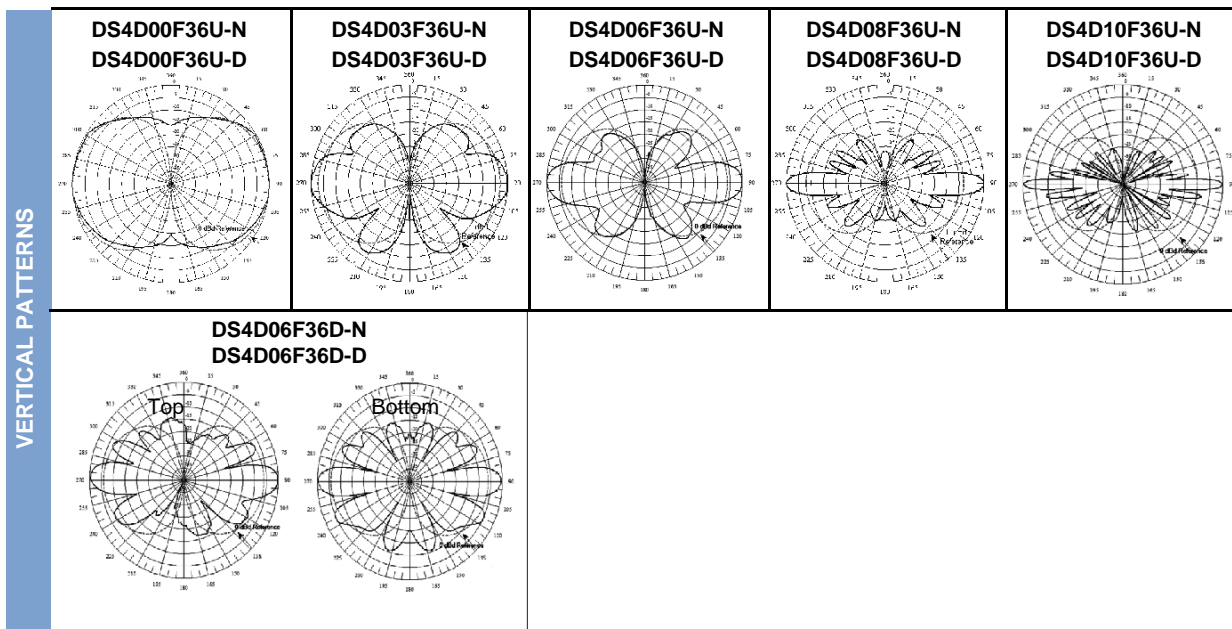
UHF Omni Antennas (450-482 MHz)

		450-482 MHz																		
Model Number		DS4C00F36U-N	DS4C00F36U-D	DS4C03F36U-N	DS4C03F36U-D	DS4C06F36U-N	DS4C06F36U-D	DS4C08F36U-N	DS4C08F36U-D	DS4C10F36U-N	DS4C10F36U-D	DS4C00F36D-N	DS4C00F36D-D	DS4C03F36D-N	DS4C03F36D-D	DS4C06F36U3N	DS4C06F36U3D	DS4C08F36U3N	DS4C08F36U3D	
Input Connector		N(F)	7/16 DIN	N(F)	7/16 DIN	N(F)	7/16 DIN	N(F)	7/16 DIN	N(F)	7/16 DIN	N(F)	7/16 DIN	N(F)	7/16 DIN	N(F)	7/16 DIN	N(F)	7/16 DIN	
Type		Single	Single	Single	Single	Single	Single	Single	Single	Single	Single	Dual	Dual	Dual	Dual	Beamtilt	Beamtilt	Beamtilt	Beamtilt	
ELECTRICAL	Bandwidth, MHz	32	32	32	32	32	32	32	32	32	32	32	32	32	32	32	32	32	32	
	Power, Watts	500	500	500	500	500	500	500	500	500	500	350	350	350	350	500	500	500	500	
	Gain, dBd	0	3	6	8	10	10	10	10	10	10	0	0	3	3	6	6	6	6	8
	Horizontal Beamwidth, degrees	360	360	360	360	360	360	360	360	360	360	360	360	360	360	360	360	360	360	360
	Vertical Beamwidth, degrees	60	30	16	10	6	6	6	6	6	6	60	60	30	30	16	16	16	16	10
MECHANICAL	Beam Tilt, degrees	0	0	0	0	0	0	0	0	0	0	0	0	0	0	3 Down	3 Down	3 Down	3 Down	
	Isolation (minimum), dB	N/A	N/A	N/A	N/A	N/A	N/A	N/A	N/A	N/A	N/A	> 25	> 25	36	36	N/A	N/A	N/A	N/A	
	Number of Connectors	1	1	1	1	1	1	1	1	1	1	2	2	2	2	1	1	1	1	
	Flat Plate Area, ft <sup>2</sup>	0.46	1.32	1.71	3.03	3.97	3.97	3.97	3.97	3.97	3.97	1.03	1.03	2.32	2.32	1.61	1.61	1.61	3.03	
	Lateral Windload Thrust, lbf	19	56	72	127	167	167	167	167	167	167	43	43	97	97	67	67	67	127	
DIMENSIONS	Wind Speed Rating without ice, mph	325	225	190	160	150	150	150	150	150	150	250	250	175	175	225	225	225	160	
	Mounting Hardware included	DSH2V3R	DSH2V3R	DSH3V3R	DSH3V3R	DSH3V3N	DSH3V3N	DSH3V3N	DSH3V3N	DSH3V3N	DSH3V3N	DSH2V3R	DSH2V3R	DSH3V3N	DSH3V3N	DSH3V3R	DSH3V3R	DSH3V3R	DSH3V3R	
	Length, ft(m)	2.8 (0.9)	8 (2.4)	10.3 (3.1)	18.3 (5.6)	24.0 (7.3)	24.0 (7.3)	24.0 (7.3)	24.0 (7.3)	24.0 (7.3)	24.0 (7.3)	6.2 (1.9)	6.2 (1.9)	14 (4.3)	14 (4.3)	9.7 (3)	9.7 (3)	9.7 (3)	18.3 (5.6)	
	Radome O.D., in(cm)	3 (5.1)	3 (7.6)	3 (7.6)	3 (7.6)	3 (7.6)	3 (7.6)	3 (7.6)	3 (7.6)	3 (7.6)	3 (7.6)	3 (5.1)	3 (5.1)	3 (7.6)	3 (7.6)	3 (7.6)	3 (7.6)	3 (7.6)	3 (7.6)	
	Mast O.D., in(cm)	2.5 (6.4)	2.5 (6.4)	2.5 (6.4)	2.5 (6.4)	2.5 (6.4)	2.5 (6.4)	2.5 (6.4)	2.5 (6.4)	2.5 (6.4)	2.5 (6.4)	2.5 (6.4)	2.5 (6.4)	2.5 (6.4)	2.5 (6.4)	2.5 (6.4)	2.5 (6.4)	2.5 (6.4)	2.5 (6.4)	
Net Weight w/o bracket, lb(kg)	5.5 (2.5)	20 (9.1)	29 (13.2)	47 (21.3)	65 (29.5)	65 (29.5)	65 (29.5)	65 (29.5)	65 (29.5)	65 (29.5)	13 (5.9)	13 (5.9)	40 (18.1)	40 (18.1)	25 (11.3)	25 (11.3)	25 (11.3)	47 (21.3)		
Shipping Weight, lb(kg)	9.6 (4.4)	40 (18.1)	59 (26.8)	77 (34.9)	95 (43.1)	95 (43.1)	95 (43.1)	95 (43.1)	95 (43.1)	95 (43.1)	20.6 (9.3)	20.6 (9.3)	70 (31.8)	70 (31.8)	55 (24.9)	55 (24.9)	55 (24.9)	77 (34.9)		



UHF Omni Antennas (480-512 MHz)

	480-512 MHz											
Model Number	DS4D00F36U-N	DS4D00F36U-D	DS4D03F36U-N	DS4D03F36U-D	DS4D06F36U-N	DS4D06F36U-D	DS4D08F36U-N	DS4D08F36U-D	DS4D10F36U-N	DS4D10F36U-D	DS4D06F36D-N	DS4D06F36D-D
Input Connector	N(F)	7/16 DIN	N(F)	7/16 DIN	N(F)	7/16 DIN	N(F)	7/16 DIN	N(F)	7/16 DIN	N(F)	7/16 DIN
Type	Single		Single		Single		Single		Single		Dual	
<b>ELECTRICAL</b>												
Bandwidth, MHz	32		32		32		32		32		32	
Power, Watts	500		500		500		500		500		350	
Gain, dBd	0		3		6		8		10		6	
Horizontal Beamwidth, degrees	360		360		360		360		360		360	
Vertical Beamwidth, degrees	60		30		16		10		6		16	
Beam Tilt, degrees	0		0		0		0		0		0	
<b>MECHANICAL</b>												
Isolation (minimum), dB	N/A		N/A		N/A		N/A		N/A		35	
Number of Connectors	1		1		1		1		1		2	
Flat Plate Area, ft <sup>2</sup>	0.46		1.06		1.71		3.03		3.96		3.21	
Lateral Windload Thrust, lbf	19		45		72		127		166		135	
Wind Speed Rating without ice, mph	325		250		190		160		150		160	
<b>DIMENSIONS</b>												
Mounting Hardware included	DSH2V3R		DSH2V3R		DSH3V3R		DSH3V3N		DSH3V3N		DSH3V3N	
Length, ft(m)	2.8 (0.9)		6.4 (2)		10.3 (3.1)		18.3 (5.6)		23.9 (7.3)		19.4 (5.9)	
Radome O.D., in(cm)	3 (5.1)		3 (7.6)		3 (7.6)		3 (7.6)		3 (7.6)		3 (7.6)	
Mast O.D., in(cm)	2.5 (6.4)		2.5 (6.4)		2.5 (6.4)		2.5 (6.4)		2.5 (6.4)		2.5 (6.4)	
Net Weight w/o bracket, lb(kg)	5.5 (2.5)		16 (7.3)		29 (13.2)		47 (21.3)		65 (29.5)		50 (22.7)	
Shipping Weight, lb(kg)	9.6 (4.4)		26 (11.8)		59 (26.8)		77 (34.9)		95 (43.1)		80 (36.3)	



# dbSpectra

## UHF Omni Antennas (425-455 MHz/450-482 MHz/480-512 MHz)

		425-455 MHz/450-482 MHz/480-512 MHz																
Model Number		DS4B00F36U-N	DS4B00F36U-D	DS4B03F36U-N	DS4B03F36U-D	DS4B08F36U-N	DS4B08F36U-D	DS4B08F36U3N	DS4B08F36U3D	DS4C06F36D-N	DS4C06F36D-D	DS4D03F36D-N	DS4D03F36D-D	DS4D08F36U3N	DS4D08F36U3D	DS4C03F36D-N	DS4C03F36D-D	DS4B06F36D-N
Input Connector		N(F)	7/16 DIN	N(F)	7/16 DIN	N(F)	7/16 DIN	N(F)	7/16 DIN	N(F)	7/16 DIN	N(F)	7/16 DIN	N(F)	7/16 DIN	N(F)	7/16 DIN	N(F)
Type		Single	Single	Single	Single	Single	Single	Dual	Dual	Dual	Dual	Single	Single	Dual	Dual	Dual	Dual	Dual
ELECTRICAL	Bandwidth, MHz	30	30	30	30	30	30	32	32	32	32	32	32	32	32	32	32	30
	Power, Watts	500	500	500	500	500	500	500	500	500	500	500	500	500	500	500	500	500
	Gain, dBd	0	3	8	8	6	6	3	3	8	8	3	3	8	8	3	3	6
	Horizontal Beamwidth, degrees	360	360	360	360	360	360	360	360	360	360	360	360	360	360	360	360	360
	Vertical Beamwidth, degrees	60	30	9	9	16	16	30	30	10	10	30	30	10	10	30	30	16
	Beam Tilt, degrees	0	0	0	3	0	0	0	0	3 Down	3 Down	0	0	3 Down	3 Down	0	0	0
MECHANICAL	Isolation (minimum), dB	N/A	N/A	N/A	N/A	N/A	N/A	N/A	N/A	N/A	N/A	N/A	N/A	N/A	N/A	N/A	N/A	N/A
	Number of Connectors	1	1	1	1	2	2	2	2	1	1	2	2	1	1	2	2	2
	Flat Plate Area, ft <sup>2</sup>	0.48	0.91	3.02	3.02	3.21	3.21	1.32	1.32	3.03	3.03	2.32	2.32	3.03	3.03	2.32	2.32	3.21
	Lateral Windload Thrust, lbf	20	38	127	127	135	135	56	56	127	127	97	97	127	127	97	97	135
	Wind Speed Rating without ice, mph	325	250	160	160	160	160	225	225	160	160	175	175	160	160	175	175	160
	Mounting Hardware included	DSH2V3R	DSH2V3R	DSH3V3N	DSH3V3N	DSH3V3N	DSH3V3N	DSH2V3R	DSH2V3R	DSH3V3N	DSH3V3N	DSH3V3N	DSH3V3N	DSH3V3N	DSH3V3N	DSH3V3N	DSH3V3N	DSH3V3N
DIMENSIONS	Length, ft(m)	2.9(0.9)	5.5 (1.65)	18.25 (5.6)	18.25 (5.6)	19.4 (5.9)	19.4 (5.9)	8 (2.4)	8 (2.4)	18.3 (5.6)	18.3 (5.6)	14 (4.3)	14 (4.3)	18.3 (5.6)	18.3 (5.6)	14 (4.3)	14 (4.3)	19.4 (5.9)
	Radome O.D., in(cm)	3(7.61)	3 (7.6)	3 (7.6)	3 (7.6)	3 (7.6)	3 (7.6)	3 (7.62)	3 (7.6)	3 (7.6)	3 (7.6)	3 (7.6)	3 (7.6)	3 (7.6)	3 (7.6)	3 (7.6)	3 (7.6)	3 (7.6)
	Mast O.D., in(cm)	2.5(6.4)	2.5 (6.4)	2.5 (6.4)	2.5 (6.4)	2.5 (6.4)	2.5 (6.4)	2.5 (6.4)	2.5 (6.4)	2.5 (6.4)	2.5 (6.4)	2.5 (6.4)	2.5 (6.4)	2.5 (6.4)	2.5 (6.4)	2.5 (6.4)	2.5 (6.4)	2.5 (6.4)
	Net Weight w/o bracket, lb(kg)	5.5 (2.5)	14 (6.3)	45 (20.4)	45 (20.4)	50 (22.7)	50 (22.7)	10 (4.5)	10 (4.5)	45 (20.4)	45 (20.4)	36.5 (16.6)	36.5 (16.6)	45 (20.4)	45 (20.4)	36.5 (16.6)	36.5 (16.6)	50 (22.7)
	Shipping Weight, lb(kg)	11(5)	25(11.25)	55 (24.9)	55 (24.9)	60 (27.2)	60 (27.2)	20 (9)	20 (9)	55 (24.9)	55 (24.9)	47 (21.3)	47 (21.3)	55 (24.9)	55 (24.9)	47 (21.3)	47 (21.3)	60 (27.2)

