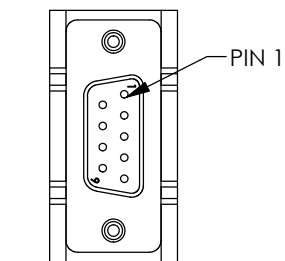


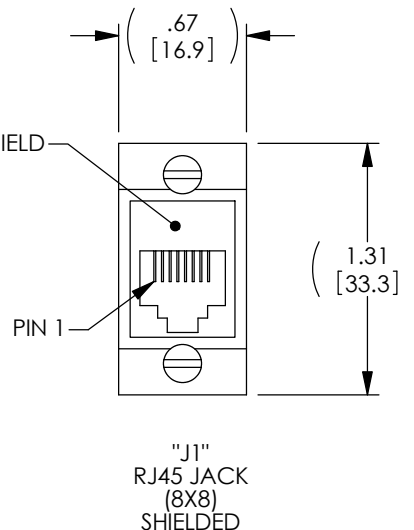
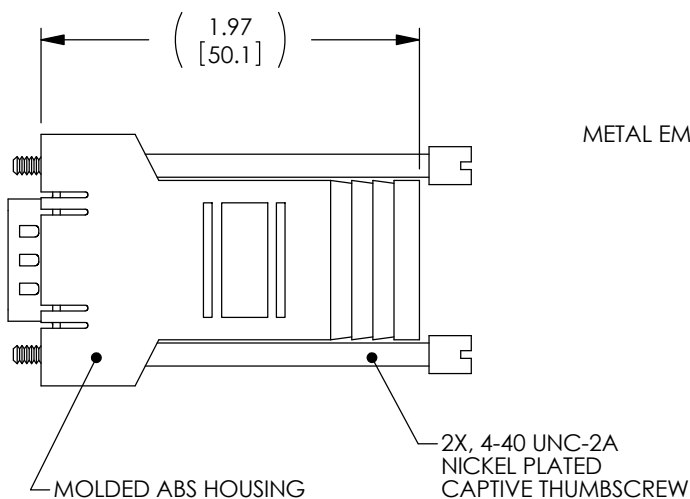
THE INFORMATION CONTAINED IN THIS DRAWING IS THE SOLE PROPERTY OF L-COM, INC. ANY REPRODUCTION IN PART OR WHOLE WITHOUT THE WRITTEN PERMISSION OF L-COM, INC. IS PROHIBITED.

RoHS Compliant ✓

REVISIONS			
REV	DESCRIPTION	DATE	APPROVED
A	RELEASED FOR PRODUCTION	4/30/01	DFP
B	ECN 6795: REVISED CONTACTS TO 30u", NEW FORMAT, PACKAGING	4/15/13	D.FRISIELLO



9 PIN MALE D-SUB CONNECTOR



WIRING CHART	
LEAD COLOR	"J1"
BLUE	1
ORANGE	2
BLACK	3
RED	4
GREEN	5
YELLOW	6
BROWN	7
WHITE	8

NOTES:

- MOLDED PARTS ARE 94V-0 PLASTIC, ABS, GRAY.
- CONTACTS HAVE 30 MICRO INCHES OF GOLD PLATE.
- STRANDED COPPER LEADS ARE COLOR CODED.
- ADAPTER KIT MAY BE PROGRAMMED AS NEEDED BY INSERTING AND SEATING EACH FEMALE CONTACT IN THE DESIRED POSITION IN THE D-SUB SHELL.
- D-SUB FRAME SNAPS SECURELY INTO HOUSING.
- RJ45 SHIELDING IS TIED TO D-SUB SHELL.
- ADAPTER KIT IS SUPPLIED UN-ASSEMBLED, IN A LOGO BAG PER L-COM SPECIFICATION PS-0031.

UNLESS OTHERWISE SPECIFIED, DIMENSIONS ARE IN INCHES [mm] OVERALL CABLE LENGTH TOLERANCE: ≤12 [305] = +1 [25] / -0 >12 [305] ≤60 [1524] = +2 [51] / -0 >60 [1524] ≤120 [3048] = +4 [102] / -0 >120 [3048] ≤300 [7620] = +6 [152] / -0 >300 [7620] = +3% / -0%	APPROVALS	DATE		45 BEECHWOOD DRIVE NORTH ANDOVER, MA 01845		
	DRAWN BY D PARHAM	4/17/2001				
ALL OTHER DIMENSIONAL TOLERANCES: .X = ±.2 .XX = ±.02 .XXX = ±.005	CHECKED BY T CLARK	4/24/2001	CATEGORY TELECOM/MODULAR			
	APPROVED BY R CARRICK	4/30/2001	PRODUCT DESCRIPTION ADAPTER DB9M TO RJ45 SHLD JACK			
PROJECTION 	CONFIGURATION DETAILS OF UNDIMENSIONED FEATURES MAY VARY	COLOR VARIATIONS MAY OCCUR	SIZE A	FSCM NO. 43321	DWG. NO. RS9EMI8M	REV. B
SCALE: NONE			CAD FILE: RS9EMI8M.SLDDRW		SHEET 1 OF 1	