
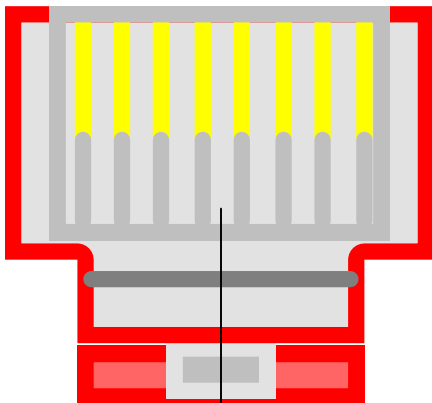




Serial In from Clock



Ethernet



Local Direct Serial Connection

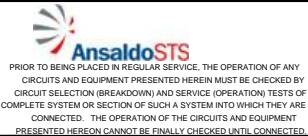


Cable is Ethernet CAT 5E Custom Configuration.

Radio Interconnection Table				
Tag	DB-25	DB-9	RJ-45	Notes
SIN	2	2		Serial Input (TOD Word)
SOUT	3	3		Serial Output
SGND	7	5		Serial Ground
ETX+	16		1	Ethernet PTC Data TX +
ETX-	17		2	Ethernet PTC Data TX -
ERX+	14		3	Ethernet PTC Data RX +
ERX-	15		6	Ethernet PTC Data RX-
PPS	23	1		1 PPS Signal

Project Engineer  
Director, SEPTA C&S  
Assistant Chief Engineer-SEPTA C&S

PE Stamp



SEPTA  
Communications and Signals

1234 Market Street Philadelphia, PA 19107-3780

PREPARED BY: RT  
DRAWN BY: RT  
CHECKED BY: MM  
APPROVED BY: JS

Architecture and Engineering for Positive  
Train Control

Radio Interconnect Cable

DATE: 2/1/13

SHEET: 18

DRAWING:  
CONTRACT NO:  
S820661