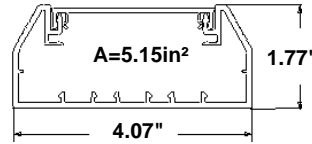


**Panduit**  
RACEWAY SYSTEMS DIVISION



# PAN-WAY™ T-70 Surface Raceway System



## Open Channel

40% Cable Fill

Cable	NO.
12 THHN	20
CAT 5	56
FIBER	86

## PAN-WAY™ T-70 Raceway — Specifications

Type T-70 non-metallic multi-channel capable surface raceway shall be used to route, protect and conceal data, voice, video, fiber optic and power cabling. The raceway shall be listed as suitable for use in applications up to 600 volts between conductors by Underwriters Laboratories, Inc. per standard 5A, and up to 300 volts by Canadian Standards Association, Inc. per 22.2 no. 62-93, when screw-secured and installed per instructions. A full complement of fittings with a 1" minimum bend radius compliant with TIA/EIA 568-A, must be available as well as device brackets and internal junction boxes to install a variety of communication and electrical devices. Divider walls must be available to form separate channels in the multi-channel raceway. "Snap-on" faceplates for data and power terminations shall be available. An offset box shall be available, with versions for "snap-on" as well as "screw-mount" faceplates, for mounting the power receptacle outside of the raceway channel. Type T-70 raceway will be manufactured from impact-resistant material with flammability rating of 94V-0. Type T-70 raceway must be tamper resistant yet also allow access for moves, adds and changes. Type T-70 raceway finish shall be pure color and will resist scratches and dents and will not peel or corrode. Type T-70 raceway shall be available in four standard colors and shall be optimized for use with the Panduit *PAN-NET*™ Network Cabling System.

## Technical Data

Material	Rigid PVC
Flammability	UL94V-0
Voltage Rating	UL-5A 600VAC CSA 22.2 NO.62-93 300VAC
Approvals	UL Listed 95425 (Raceway) UL Listed E116129 (Fittings)
NEC	Article 352B

## PAN-WAY T-70 Raceway — Features and Benefits

<b>1" Bend Radius Control Fittings</b>	Cables in the raceway will not exceed the minimum 1" bend radius requirement and degrade performance	Maximizes headroom of high performance cabling systems, such as Gigabit Ethernet, Fast Ethernet, Fiber, and ATM
	Meets TIA/EIA Standards	Meets many warranty requirements
<b>"Snap-on" Faceplates</b>	Snap-On faceplates snap directly onto the raceway base eliminating many parts (i.e. junction boxes, brackets, etc.) normally required to mount communication connectors	Lowers the overall installed cost and the number of parts to purchase and inventory
	Cabling can be quickly accessed by removing only one faceplate, unlike many current systems which require the removal of many parts	Maximizes fill capacity of channel Speeds moves, adds, and changes. Requires less labor & lowers the cost of maintenance
<b>Channel has a 70mm opening</b>	Accepts any NEMA standard power or communication faceplate	Works with other manufacturers' power & communication faceplates
<b>Highly tamper resistant</b>	Very difficult for untrained personnel to enter the raceway or remove faceplates	Provides maximum security for communication cabling & maximum safety for power cabling
<b>Non-Metallic Construction</b>	Lightweight	Reduces installer fatigue. Requires one person installation, reducing labor
	Solid Color throughout	Will not chip, peel, rust, corrode, or scratch
	Easy to cut with standard saws and saw blades	Reduces the installed cost for special cutting devices
	High impact resistance	Extremely durable for a long life
<b>Designer Profile</b>	Aesthetically pleasing	Applications vary from the plant to the classroom to the executive office
<b>Available in 4 standard colors</b>	Matches a wide variety of decors	

## Colors

IW-	Off White
EI-	Electrical Ivory
IG-	Light Gray
WH-	White

## CSI Spec Form:

LP-CSISPEC-T70-1

## Installer Tip

70mm cover allows use of NEMA standard faceplates.

## T-70 Surface Raceway System



T70B



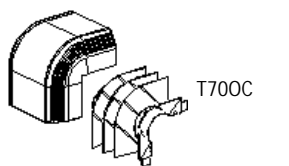
T70C



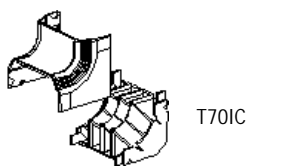
T70BC-X



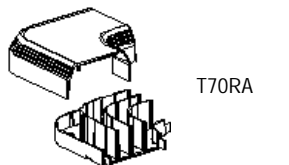
T70CC-X



T70OC



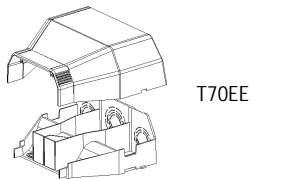
T70IC



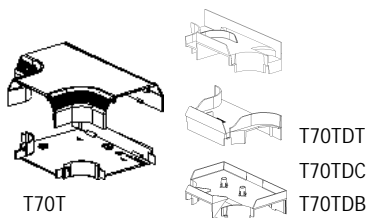
T70RA



T70EC



T70EE

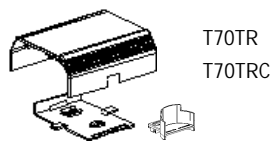


T70T

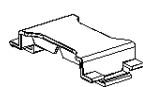
T70TDT  
T70TDC  
T70TDB



T70DW



T70TR  
T70TRC



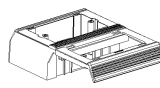
T70WR-X



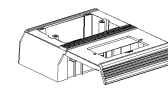
T70DB-X



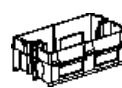
T70HB3-X



T70WC



T70WC2



T70HB-X

PAN-WAY™ T-70 Raceway — Components		
Product	Part Number	Description
T-70 Raceway Base	T70B**8	Base for T-70 raceway. Supplied in (8) and ten (10) foot lengths.
T-70 Raceway Cover	T70C**8	Tamper -resistant raceway cover for use with T-70 raceway base. Supplied in eight (8) and (10) foot lengths.
T-70 Base Coupling	T70BC**-X	Used to join two pieces of T-70 base together. Hides irregular cuts provides support, and aligns sections during installation.
T-70 Cover Coupling	T70CC**-X	Used to join two pieces of T-70 cover together.
Outside Corner Fitting	T70OC**	Used to join T-70 raceway at outside corners. Maintains minimum 1" bend radius of cabling.
Inside Corner Fitting	T70IC**	Used to join T-70 raceway at inside corners. Maintains minimum 1" bend radius of cabling.
Right Angle Fitting	T70RA**	Used to join sections of T-70 raceway to make horizontal 90° right angles. Maintains minimum 1" bend radius of cabling.
End Cap Fitting	T70EC**	Used to terminate or to enter the raceway. Includes two (2) breakouts for ½" conduit.
Entrance End Fitting	T70EE**	Used to enter the raceway from conduit at right angles or in-line. Includes ½", ¾", 1", and 1¼" breakouts. Maintains minimum 1" bend radius of cabling when entering at a right angle.
Tee Fitting	T70T**	Used to join sections of T-70 raceway to form a "tee" junction. Maintains a minimum 1" bend radius of cabling.
Inserts for Tee Fitting	T70TDT‡ T70TDC‡ T70TDB‡	Use when horizontal divider wall is in the top position. Use when horizontal divider wall is in the center position. Use when horizontal divider wall is in the bottom position.
Transition Fitting	Base/Cover T70TR** Cover Only T70TRC**	Used to transition from T-70 raceway to other Panduit raceways. Breakouts for all sizes of LD, LDP, LDS, and CD raceways. Available with base and cover or cover only (both include bend radius insert). Use base and cover version when routing power.
Divider Wall	T70DW8‡	Snaps onto rails in raceway base to create separate channels.
Wire Retainer	T70WR-X‡	Holds wires in place. Will not interfere with cover installation. To add wire or cable, simply remove cover and loosen one side of retainer.
Device Bracket	T70DB-X‡	Used to quickly mount NEMA standard electrical devices and screw mount communications faceplates in T-70.
Three Sided Hanging Box	T70HB3-X‡	Accepts single gang U.S. electrical devices and faceplates. Maximizes fill capacity of channel and provides more space for connections inside the box.
Hanging Box	T70HB-X‡	Accepts single gang U.S. electrical devices and faceplates.
WORKSTATION OUTLET CENTER™	T70WC**	Box accepts NEMA standard electrical devices and any NEMA standard 70mm faceplate. Bracket accepts NEMA standard 70mm faceplates for data.
WORKSTATION OUTLET CENTER™	T70WC2**	Box accepts NEMA standard electrical devices and any NEMA standard 70mm faceplate or Snap-On faceplate. Bracket accepts only snap-on bezels for data.

\*All colors available in (IW) Off White, (EI) Electrical Ivory, (WH) White, and (IG) Light Gray. Contact factory for details.  
‡ Parts available in (IG) Light Gray only.



### NETWORK SYSTEMS GROUP

Panduit Corp.  
Phone: 888-506-5400, Ext. 8287  
Fax: 708-460-2897  
Email: info@panduit.com  
Website: http://www.panduit.com

Panduit Canada  
Phone: 800-387-9689  
FAX: 905-475-6998

WORLDWIDE SUBSIDIARIES AND SALES OFFICES

The information contained in this literature is based on our experience to date and is believed to be reliable. It is intended as a guide for use by persons having technical skill at their own discretion and risk. We do not guarantee favorable results or assume any liability in connection with its use. Dimensions contained herein are for reference purposes only. For specific dimensional requirements consult the factory. This publication is not to be taken as a license to operate under, or a recommendation to infringe any existing patents. This supersedes and voids all previous literature, etc.

©Panduit Corp. 1999  
ALL RIGHTS RESERVED

SA117N248-LP

Printed in U.S.A.