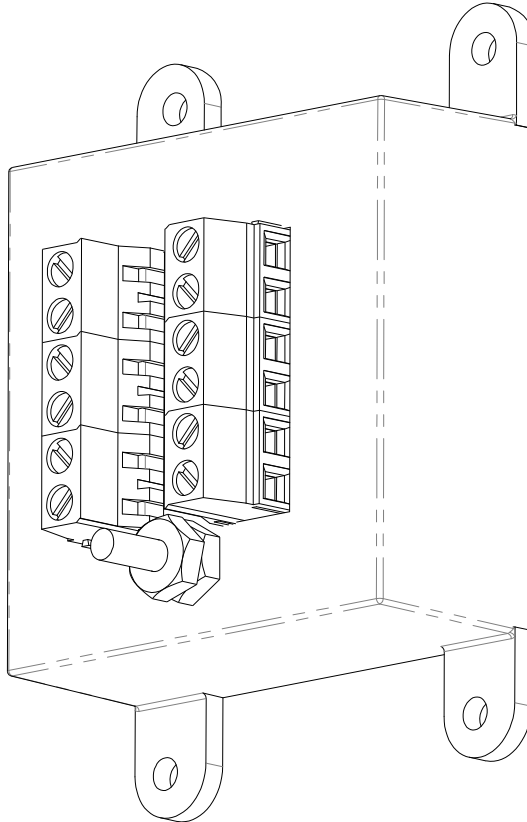


THIS DRAWING HAS BEEN GENERATED AND IS MAINTAINED BY A CAD SYSTEM. CHANGES SHALL ONLY BE INCORPORATED AS DIRECTED BY THE DESIGN ACTIVITY.

REVISIONS

LTR	DESCRIPTION	ECO NUM.	DATE	APPROVED
A	UPDATE CONNECTIONS	2180	3/24/99	
B	UPDATE CONNECTORS	2237	5/17/99	JAH 5/25/99
C	UPDATE OPERATING TEMP	7746	12/3/08	DWR
D	UPDATE COMPONENT VIEWS	10444	2/13/12	LC

THESE COMMODITIES, TECHNOLOGY OR SOFTWARE WERE EXPORTED FROM THE UNITED STATES IN ACCORDANCE WITH THE EXPORT ADMINISTRATION REGULATIONS. DIVERSION CONTRARY TO U.S. LAW PROHIBITED.



UNLESS OTHERWISE SPECIFIED DIM. IN INCHES BEFORE PLATING	DRAWN: JDW	DATE 3/15/99
	CHECKED: CKW	5/24/99
	ENGR. APPD: JAH	5/25/99
	PROJ. APPD: DLR	5/24/99
MATERIAL: NOTED	APPROVED:	



©2009 Transtector Systems, Inc. All rights reserved.

10701 Airport Drive, Hayden, ID 83835, USA
 +1.208.772.8515 FAX +1.208.762.6034
 800.882.9110 www.transtector.com

TITLE:

FSP 4001 MC SPECIFICATION

SIZE A	CAGE 30992	DRAWING NUMBER 1400-321-1	REV D
SCALE = N/A		PAGE 1 OF 3	

NOTICE: THE INFORMATION AND DESIGN CONTAINED HEREIN IS THE PROPERTY OF TRANSTECTOR SYSTEMS. WHO RESERVES ALL RIGHTS THERETO

SURGE SUPPRESSOR Model: FSP 4001 MC

1. **GENERAL DESCRIPTION:** The FSP 4001 MC surge suppressor is a high-speed, high-current solid state device designed to protect RS 422, 4-20 ma Double Wire Pair (4-Wire) configurations and other balanced pair applications from transient over voltages. **The FSP 4001 MC uses only silicon suppression components.** It connects to the equipment and line via two (2). Six (6) position terminal blocks.

2. **PERFORMANCE REQUIREMENTS:**

2.1. **Electrical Service:**

- 2.1.1. **Service Voltage** 12 VDC
- 2.1.2. **Configuration** 2 balanced pairs + 2 shields
- 2.1.3. **Input Connection** Terminal block
 - 2.1.3.1. **Number of connector positions** 6 in 6 out
- 2.1.4. **Protection Modes** Line to Line, Line to GND (No protection on shield)
- 2.1.5. **Maximum Continuous Operating Voltage** 13 VDC

2.2. **Electrical Performance:**

2.2.1. **Testing:**

- 2.2.1.1. ... Tested to IEEE 10/1000
 - 2.2.1.1.1. Long Wave 1pk 200 A peak
- 2.2.2. **Response Time (Max)** 5 nanoseconds
- 2.2.3. **Standby Power (Max)** < 0.05 Watt
- 2.2.4. **Operating Temperature** -40°C to +65°C

2.3. **Mechanical:**

2.3.1. **Enclosure Description:** The suppressor is housed in a molded plastic enclosure that is 2.2 in long, 2.2 in wide and 0.9 in tall.

3. **ENVIRONMENTAL:**

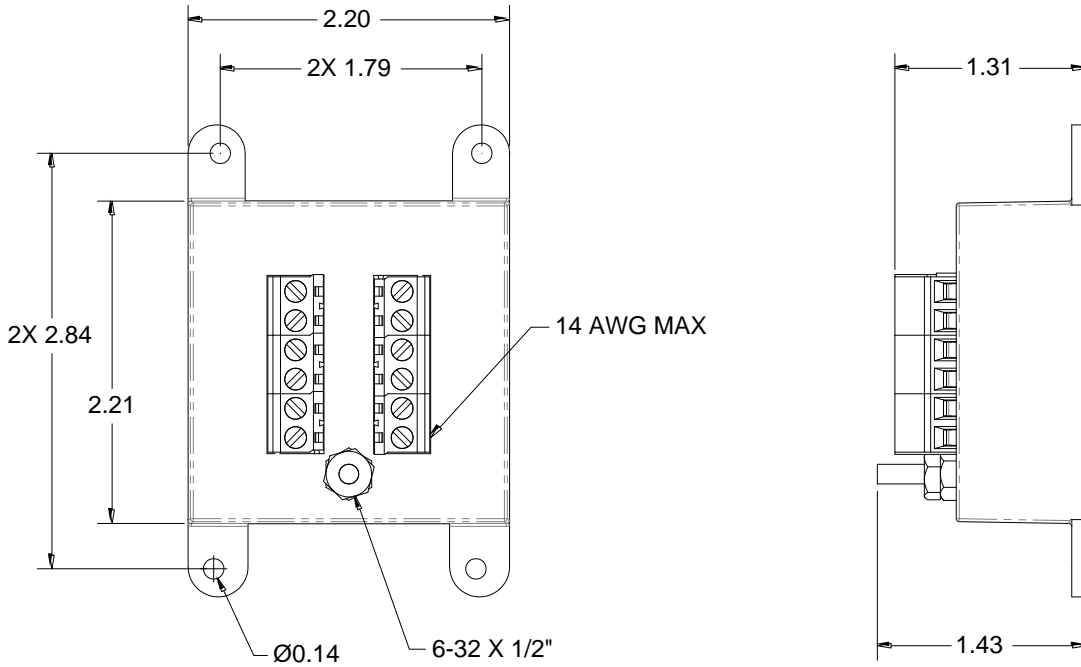
- 3.1. **Operating Temperature:** -40°C to +65°C
- 3.2. **Storage Temperature:** -40°C to +65°C
- 3.3. **Relative Humidity:** 90%



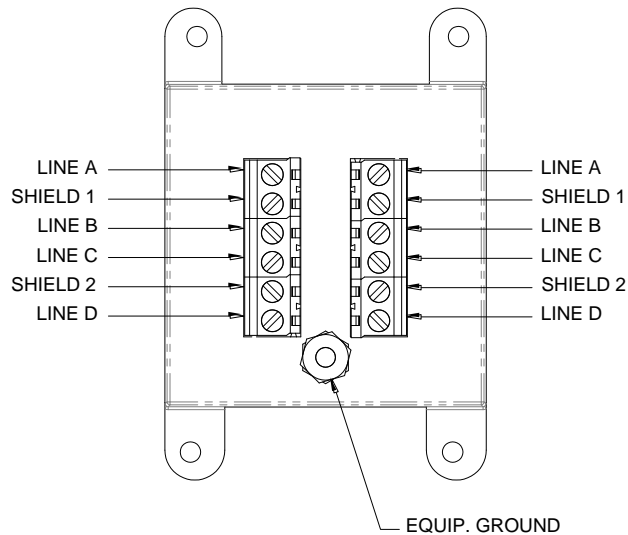
NOTICE: THE INFORMATION AND DESIGN CONTAINED HEREIN IS THE PROPERTY OF TRANSTECTOR SYSTEMS. WHO RESERVES ALL RIGHTS THERETO.

SIZE	CAGE		
A	30992	1400-321-1	D
SCALE = N/A			Page 2 OF 3

4. MECHANICAL DETAIL



ALL DIMENSIONS NOMINAL



© 2015 [Transtector](http://Transtector.com). All rights reserved



NOTICE: THE INFORMATION AND DESIGN CONTAINED HEREIN IS THE PROPERTY OF TRANSTECTOR SYSTEMS. WHO RESERVES ALL RIGHTS THERETO.

SIZE
A

CAGE
30992

1400-321-1

D

SCALE = N/A

Page 3 OF 3