Sabre Site Solutions™
A Division of Sabre Communications Corporation

S3TL Series UL Self-Supporting Tower
Section Information (Page 1 of 2)

3A - 3T - 3B

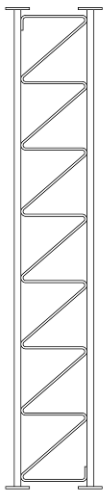

4

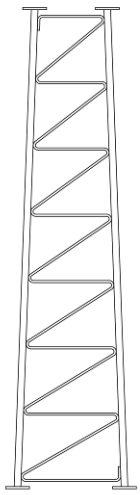

5

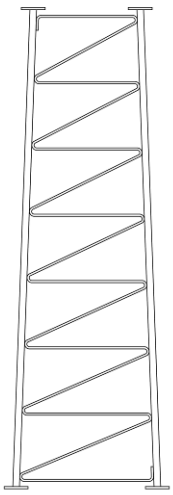

Section Number	3A	3T	3B	4	5
Section Length	10'	10'	10'	10'	10'
Top Spread	1'-6"	1'-6"	1'-6"	1'-6"	2'-3"
Bottom Spread	1'-6"	1'-6"	1'-6"	2'-3"	3'-0"
Leg Type	Solid Rod	Solid Rod	Solid Rod	Solid Rod	Solid Rod
Leg Size	1¼"	1¼"	1½"	1½"	1½"
Top Splice Bolts	(3) ½"	(3) ½"	(3) ¾"	(3) ¾"	(3) ¾"
Bottom Splice Bolts	(3) ½"	(3) ¾"	(3) ¾"	(3) ¾"	(3) ¾"
Brace Type	Solid Serpentine	Solid Serpentine	Solid Serpentine	Solid Serpentine	Solid Serpentine
Brace Size	½"	½"	½"	¾"	¾"
Brace/ Leg Connection	Welded	Welded	Welded	Welded	Welded
Section Weight (lbs.)	198	209	275	381	430

6A - 6B

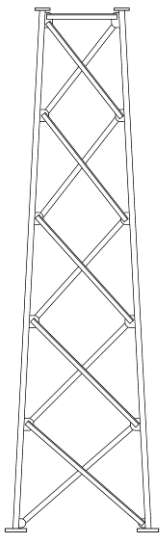

7A - 7B

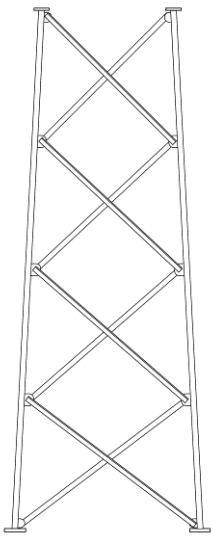

Section Number	6A	6B	7A	7B
Section Length	20'	20'	20'	20'
Top Spread	3'	3'	5'	5'
Bottom Spread	5'	5'	7'	7'
Leg Type	Pipe	Pipe	Pipe	Pipe
Leg Size	2⅜" OD x 0.218	2⅞" OD x 0.203	2⅜" OD x 0.218	2⅞" OD x 0.203
Top Splice Bolts	(3) ¾"	(3) ¾"	(4) ½"	(4) ⅝"
Bottom Splice Bolts	(4) ½"	(4) ⅝"	(4) ½"	(4) ⅝"
Brace Type	Angle/ X-Braced	Angle/ X-Braced	Angle/ X-Braced	Angle/ X-Braced
Brace Size	1½" x 1½" x ⅛"	1½" x 1½" x ⅛"	1½" x 1½" x ⅛"	1½" x 1½" x ⅛"
Brace/ Leg Connection	(1) ½"	(1) ½"	(1) ½"	(1) ½"
Section Weight (lbs.)	692	745	699	740

Sabre Site Solutions™
A Division of Sabre Communications Corporation

S3TL Series UL Self-Supporting Tower Section Information (Page 2 of 2)

Section Number	8A	8B	9A	9B
Section Length	20'	20'	20'	20'
Top Spread	7'	7'	9'	9'
Bottom Spread	9'	9'	11'	11'
Leg Type	Pipe	Pipe	Pipe	Pipe
Leg Size	2⅞" OD x 0.203	3½" OD x 0.216	3½" OD x 0.216	3½" OD x 0.216
Top Splice Bolts	(4) ½"	(4) ⅝"	(4) ⅝"	(6) ⅝"
Bottom Splice Bolts	(4) ⅝"	(6) ⅝"	(6) ⅝"	(6) ⅝"
Brace Type	Angle/ X-Braced	Angle/ X-Braced	Angle/ X-Braced	Angle/ X-Braced
Brace Size	2" x 2" x ⅛"	2" x 2" x ⅛"	2" x 2" x ⅛"	2" x 2" x ⅛"
Brace/ Leg Connection	(1) ½"	(1) ½"	(1) ½"	(1) ½"
Section Weight (lbs.)	887	1004	992	1009

8A - 8B

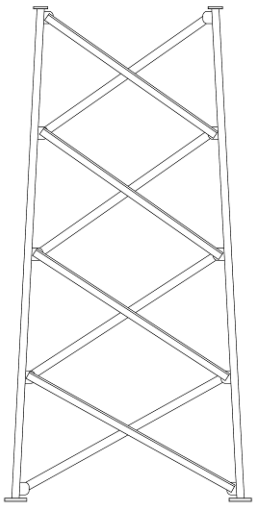

9A - 9B

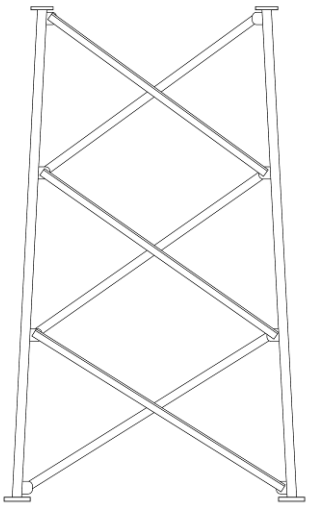

Section Number	10A	10B	11
Section Length	20'	20'	20'
Top Spread	11'	11'	13'
Bottom Spread	13'	13'	15'
Leg Type	Pipe	Pipe	Pipe
Leg Size	3½" OD x 0.216	4" OD x 0.226	4½" OD x 0.237
Top Splice Bolts	(6) ⅝"	(6) ⅝"	(6) ⅝"
Bottom Splice Bolts	N/A	(6) ⅝"	N/A
Brace Type	Angle/ X-Braced	Angle/ X-Braced	Angle/ X-Braced
Brace Size	2½" x 2½" x 3⁄16"	2½" x 2½" x 3⁄16"	2½" x 2½" x 3⁄16"
Brace/ Leg Connection	(1) ½"	(1) ½"	(1) ½"
Section Weight (lbs.)	1396	1487	1742

10A - 10B



11