

The Gar VFQ69383x21JN multiport/multiband antenna provides an excellent solution for public safety, transportation, and aftermarket fleet applications. Configured for two-port operation over the 3G/4G/5G/ISM/CBRS bands and one-port operation over the low/high frequency Wi-Fi bands. An additional fourth port provides an active antenna for enabling GNSS global navigation services.

FEATURES AND BENEFITS

- One single-hole mount/fixing reduces vehicle damage and the cost of installation
- Attractive IP67 low profile aerodynamic housing
- Multiband/multiport operation with GNSS navigation
- Operates well on a ground plane and without a ground plane.

APPLICATIONS

- FirstNet/Public safety
- Transportation
- Aftermarket fleet
- 5G-ready
- Rugged LTE gateways
- Others



ELECTRICAL SPECIFICATIONS

Antenna Model	VFQ69383x21JN					
Number of Ports	4					
Port Configuration	2x- 3G/4G/5G/ISM/CBRS				1x- Wi-Fi	
Operating Frequency (MHz)	698-806	824-894	880-960	1690-3800	2400-2500	4900-6000
Avg. Peak Gain* (dBi) – Gnd. Plane [No Gnd. Plane]	0.2 [1.3]	0.6 [2.0]	1.1 [2.4]	3.8 [1.7]	2.4 [-0.5]	6.4 [3.7]
Max Peak Gain* (dBi) – Gnd. Plane [No Gnd. Plane]	1.2 [2.4]	1.1 [2.4]	1.8 [2.8]	7.4 [4.7]	3.1 [-0.4]	7.0 [4.8]
VSWR** – Avg, Gnd. Plane [No Gnd. Plane]	1.7 [2.0]	1.7 [1.7]	1.7 [1.8]	1.4 [1.5]	1.6 [1.5]	1.2 [1.2]
VSWR** – Max, Gnd. Plane [No Gnd. Plane]	2.5 [2.5]	2.1 [2.5]	2.2 [2.5]	2.1 [2.1]	2.0 [2.0]	2.0 [2.0]
Isolation** (dB)– Gnd. Plane [No Gnd. Plane]						
LTE1 to LTE2	-10 [-12]	-12 [-12]	-15 [-14]	-18 [-16]	-23 [-25]	-37 [-37]
LTE1 to WiFi	-38 [-32]	-37 [-32]	-37 [-32]	-14 [-14]	-14 [-14]	-35 [-33]
LTE2 to WiFi	-43 [-45]	-45 [-43]	-45 [-42]	-49 [-26]	-60 [-26]	-47 [-42]
WiFi to GNSS	-68 [-65]	-72 [-70]	-66 [-64]	-54 [-50]	-60 [-55]	-54 [-50]
LTE1 to GNSS	-43 [-40]	-42 [-40]	-39 [-35]	-28 [-25]	-28 [-25]	-39 [-35]
LTE2 to GNSS	-39 [-35]	-44 [-41]	-46 [-43]	-50 [-48]	-59 [-55]	-54 [-50]
Azimuth Plane 3 dB Beamwidth	360°, Omnidirectional					
Nominal Impedance (Ohms)	50					
Polarization	Linear Vertical					
Max Power - Ambient 25°C (W)	30 (LTE/CELL); 10 (Wi-Fi)					

Notes: (*) – This parameter is based on a 30cm (1ft) cable length. For the ground plane measurement, a 30cm (1ft) ground plane was used

(**) – This parameter is based on a 518cm (17ft) cable length. For the ground plane measurement, a 30cm (1ft) ground plane was used.

Antenna specifications are subject to change according to the ground plane size.

MECHANICAL SPECIFICATIONS

Dimensions – L x W x H – mm (inches)	179 x 63 x 48 (7.04 x 2.48 x 1.69)
Weight – kg (lbs.)	0.93 kg (2.1 lbs)
Cable Type	LMR 100, Black
Mounting	P-Mount
Color	Black or White
Radome Material	PC, UL94-V0
Baseplate Material	Aluminum

ENVIRONMENTAL SPECIFICATIONS

Operating Environment	Outdoor Vehicle
Operating Temperature – °C (°F)	-30 to +70°C (-22 to +158°F)
Storage Temperature – °C (°F)	-40 to +85°C (-40 to +185°F)
Ingress Protection Rating	IP67
Rail Compliance Standards	EN61373 (Shock and Vibration), EN50155 (Temperature)
Material Substance Compliance	RoHS

GNSS SPECIFICATIONS

Frequency of Operation (MHz)	1559 - 1606		
Band	BEIDOU	GPS	GLONASS
Frequency Band (MHz)	1561.098 ±2.046	1575.42 ±1.023	1602 ±5
Absolute Gain (dBi) – Gnd. Plane [No Gnd. Plane]	3.3 [3.4]	4.6 [4.9]	4.8 [4.7]
LNA Gain, Typ. @ room temp. (dBi)	28 ±3		
Noise Figure @ room temp., Max (dB)	≤ 2.5 @ 1575 MHz		
Max VSWR @ room temp.	≤ 2.0		
Polarization	RHCP		
Nominal Impedance (Ohms)	50		
DC Voltage (Vdc)	3.3		
Operating Supply Voltage (Vdc)	2.5 - 7.0		
Current Consumption, Max @ room temp mA)	20		
Out-of-band Signal Rejection Min @ room temp (dBc)	80 (@ 698- 960 MHz)	80 @ (1710- 2700 MHz)	
	80 (@ 1428- 1511 MHz)	70 (@ 4900- 5800 MHz)	
	50 @ (1627- 1638 MHz)		
Input Max Power (dBm)	-10		
Cable Type	RG174		

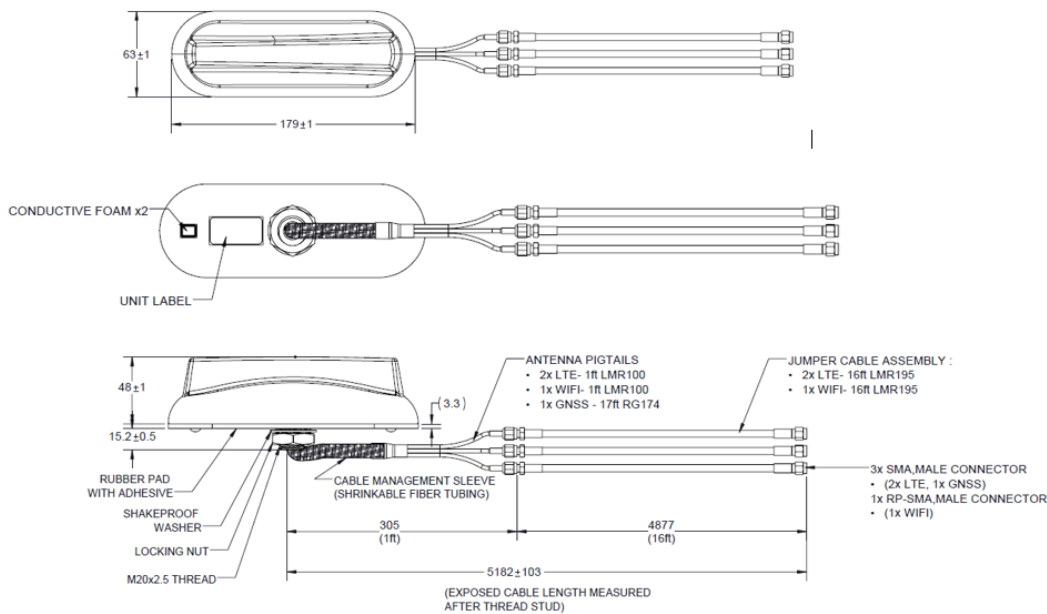
CONFIGURATION

PART NUMBER	CABLE LENGTH		CONNECTORS			COLOR
	PIGTAIL	JUMPER	LTE/CELL	WIFI	GNSS	
VFQ69383B21JN-518L	0.3 m (1 ft.)	4.9 m (16 ft.)	SMA-male	RPSMA-male	SMA-male	Black
VFQ69383W21JN-518L	0.3 m (1 ft.)	4.9 m (16 ft.)	SMA-male	RPSMA-male	SMA-male	White

PACKAGING INFORMATION

PACKAGED DIMENSIONS	CARTON	MASTER CARTON	AIR PALLET	OCEAN PALLET
Number of Antennas	1	4	140	196
Height – mm (in.)	130 (5.12)	235 (9.25)	1335 (52.56)	1813 (71.38)
Length – mm (in.)	222 (8.74)	543 (21.38)	1200 (47.24)	1200 (47.24)
Width – mm (in.)	222 (8.74)	232 (9.13)	800 (31.5)	800 (31.5)
Shipping Weight – kg (lb.)	1.16 (2.56)	5.17 (11.4)	194 (428)	267 (589)

MECHANICAL DRAWINGS

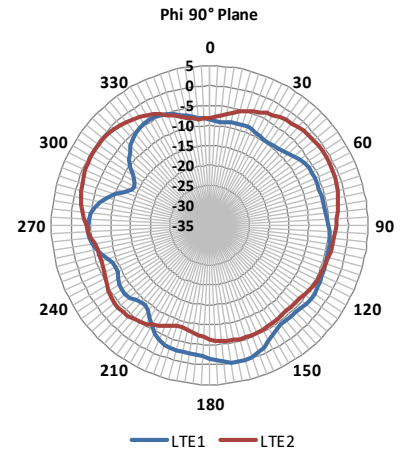
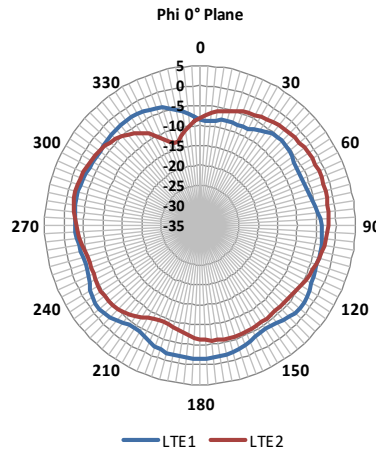
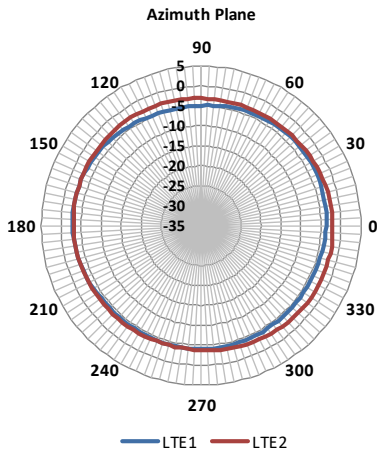


The Gar antenna can create an IP67 water-tight seal when installed on vehicles. Certain vehicles such as a Ford Explorer Interceptor have more narrow roof ridges that are tightly spaced together. For this type, vehicle special adapters are available.

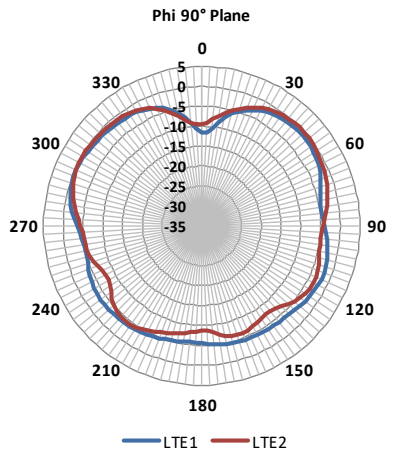
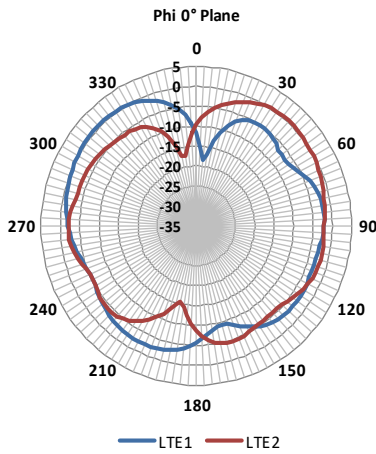
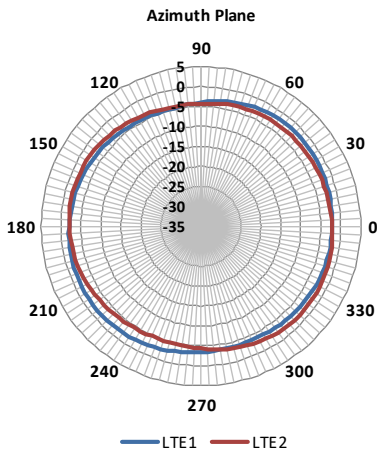
See parts [BKIT-VFX69383-001](#) (between ridges installation) and [BKIT-VFX69383-003](#) (atop ridge installation) for product details.

RADIATION PATTERNS *with Ground Plane* - LTE ANTENNAS

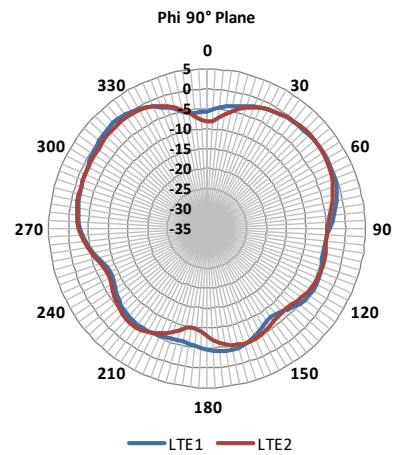
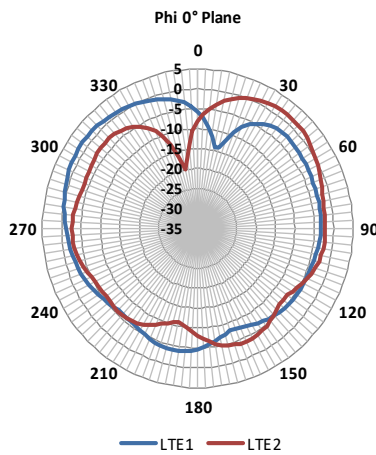
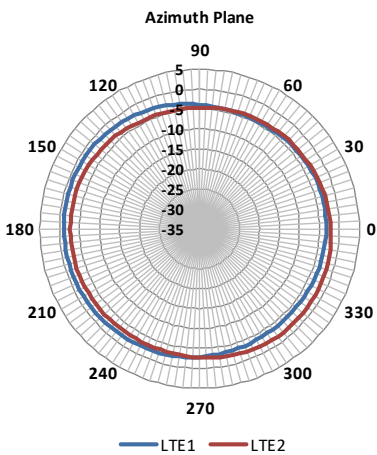
698 MHz



880 MHz

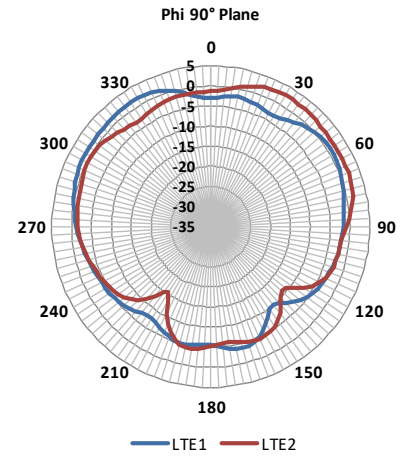
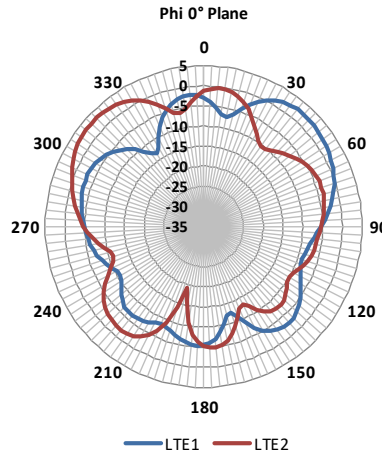
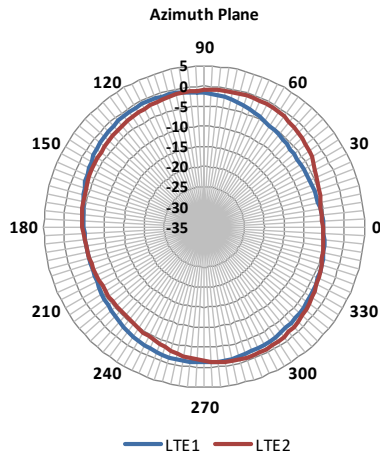


960 MHz

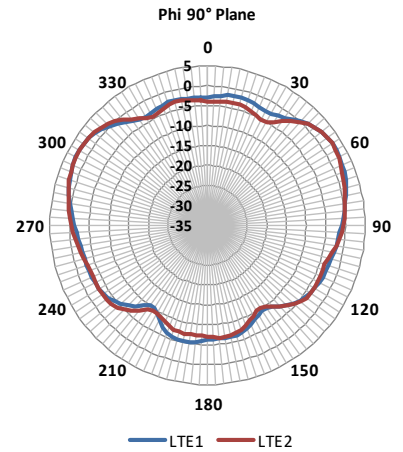
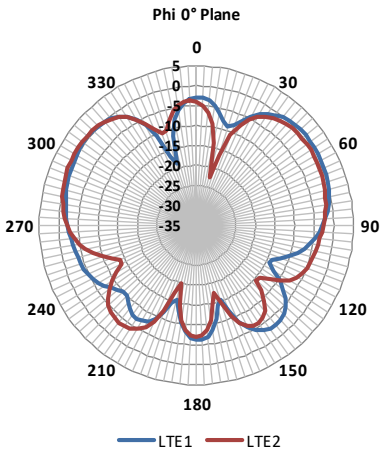
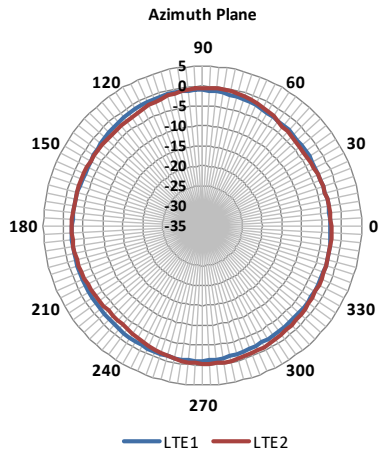


RADIATION PATTERNS *with Ground Plane* - LTE ANTENNAS

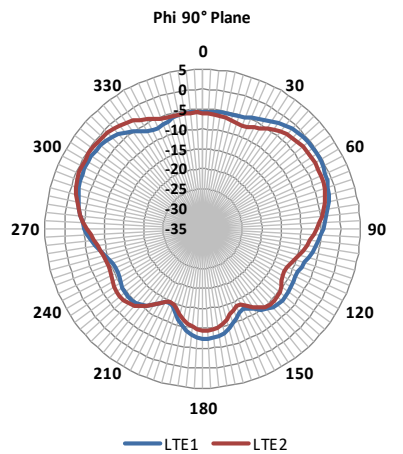
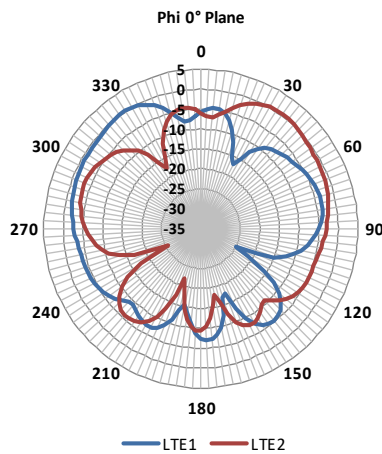
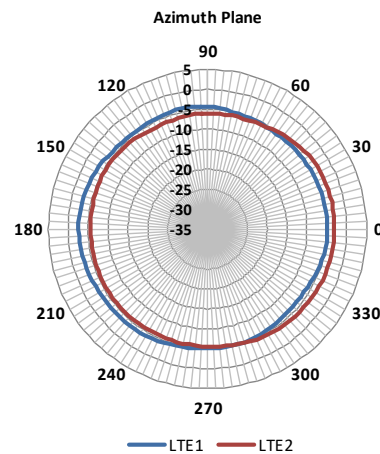
1690 MHz



1920 MHz

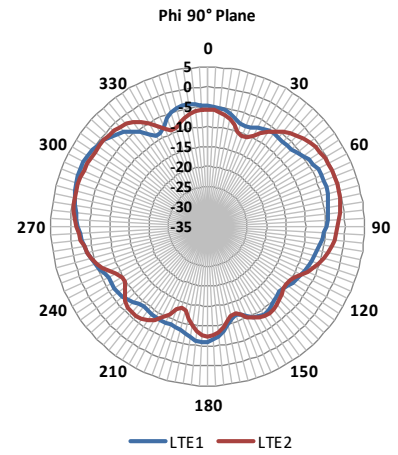
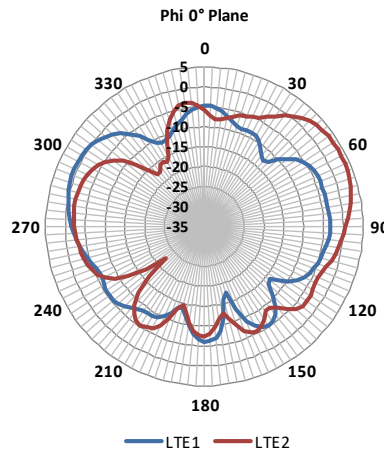
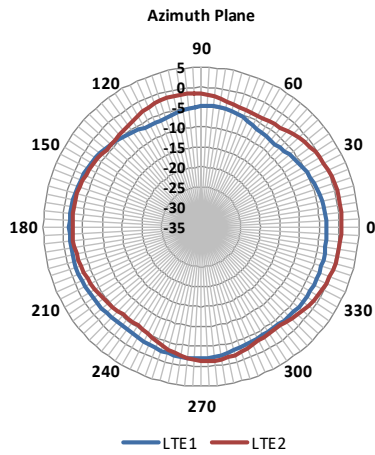


2110 MHz

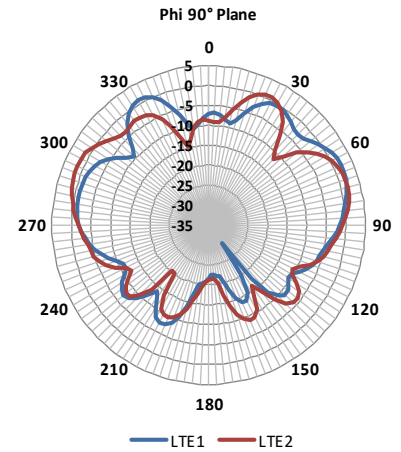
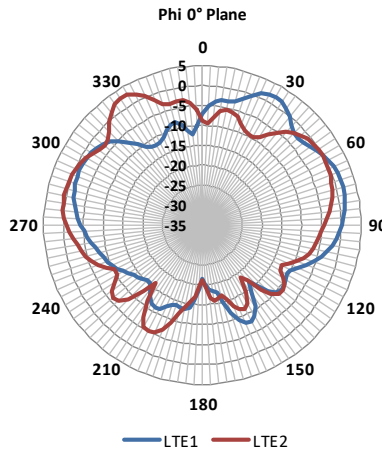
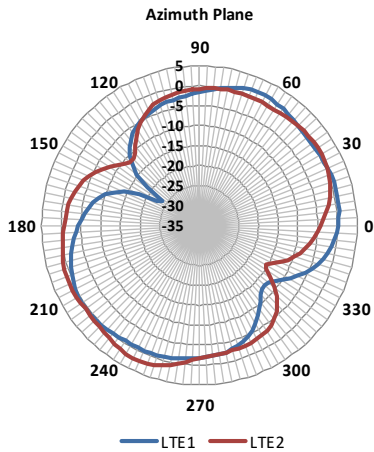


RADIATION PATTERNS *with Ground Plane* - LTE ANTENNAS

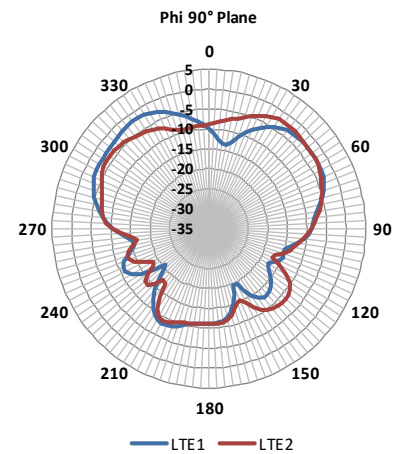
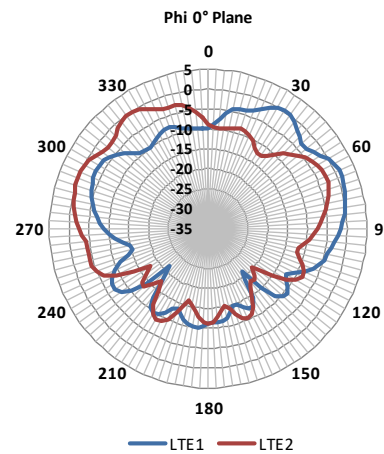
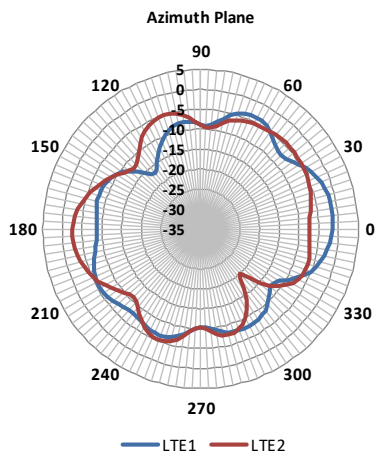
2400 MHz



3500 MHz

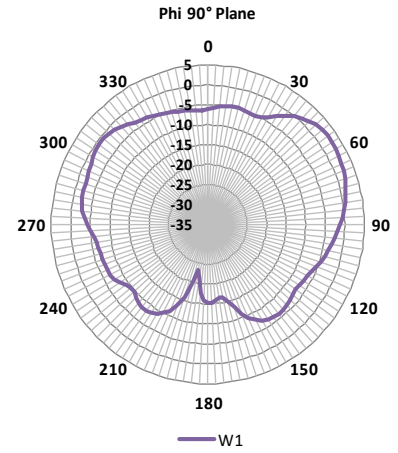
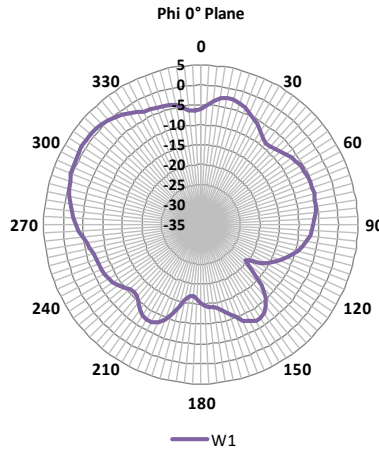
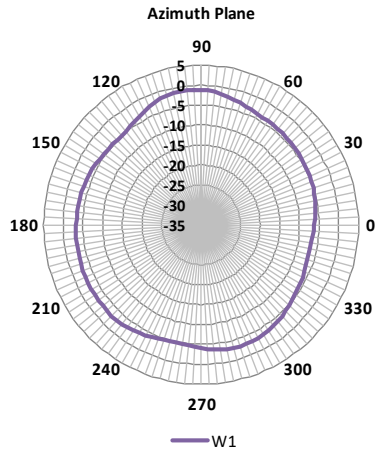


3800 MHz

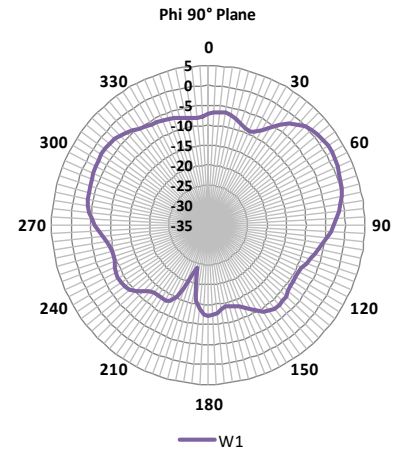
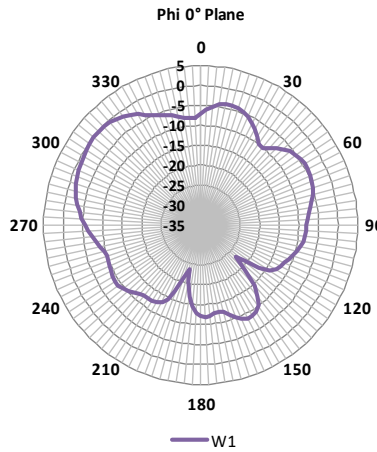
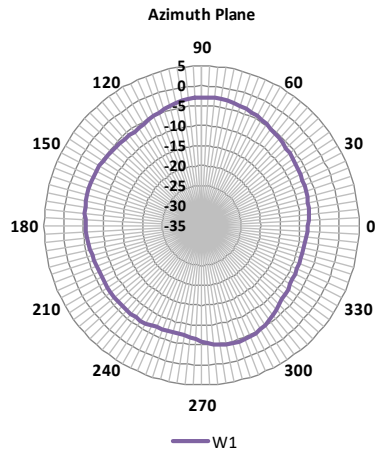


RADIATION PATTERNS *with Ground Plane* - WI-FI ANTENNAS

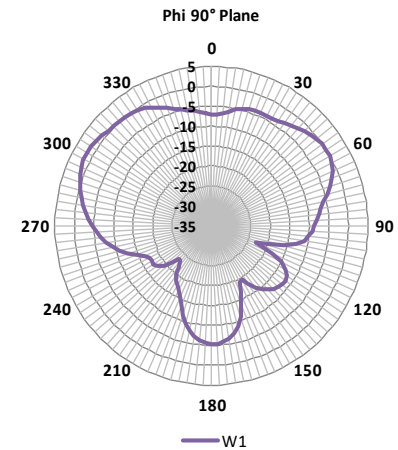
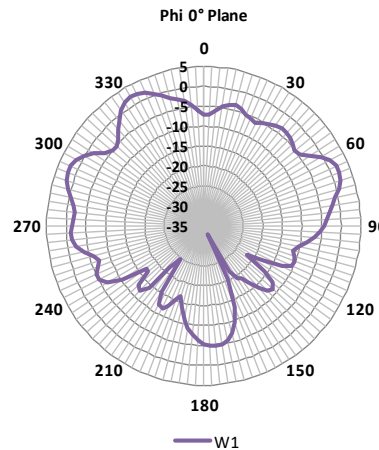
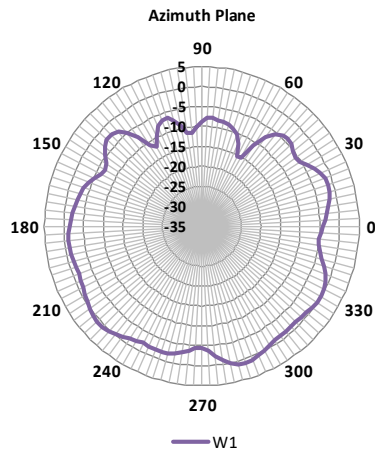
2400 MHz



2500 MHz

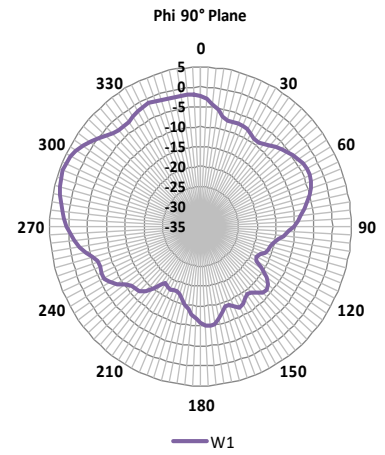
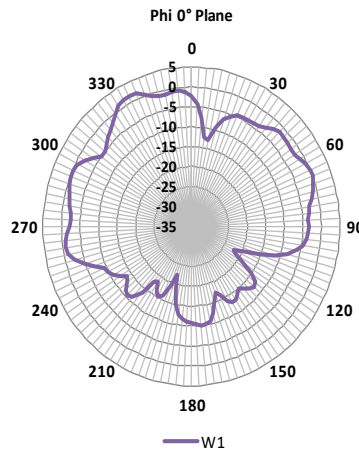
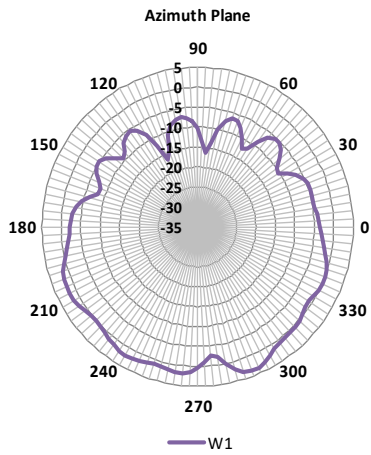


4900 MHz

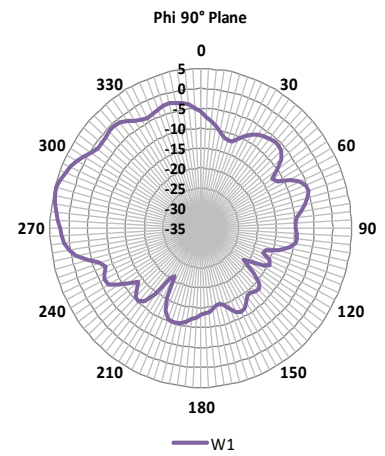
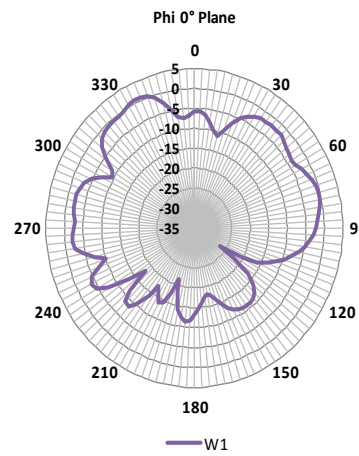
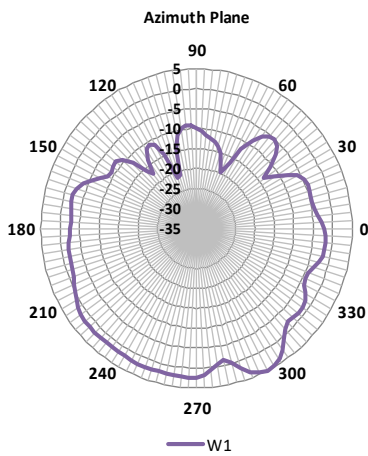


RADIATION PATTERNS *with Ground Plane* - WI-FI ANTENNAS

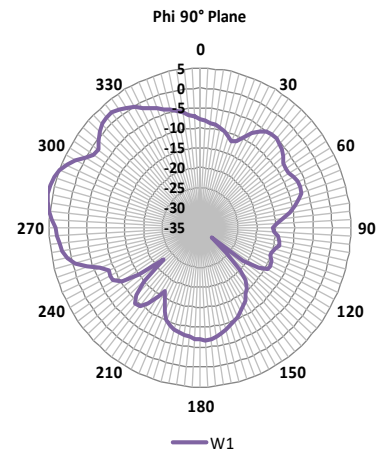
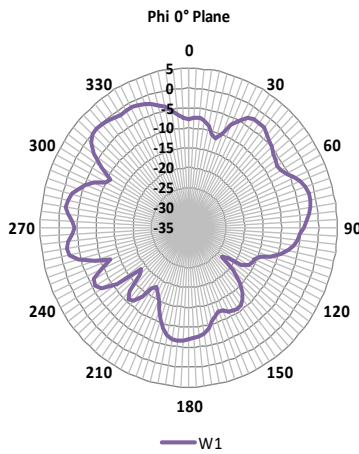
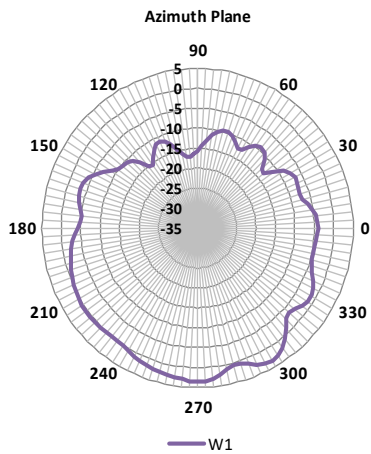
5350 MHz



5750 MHz

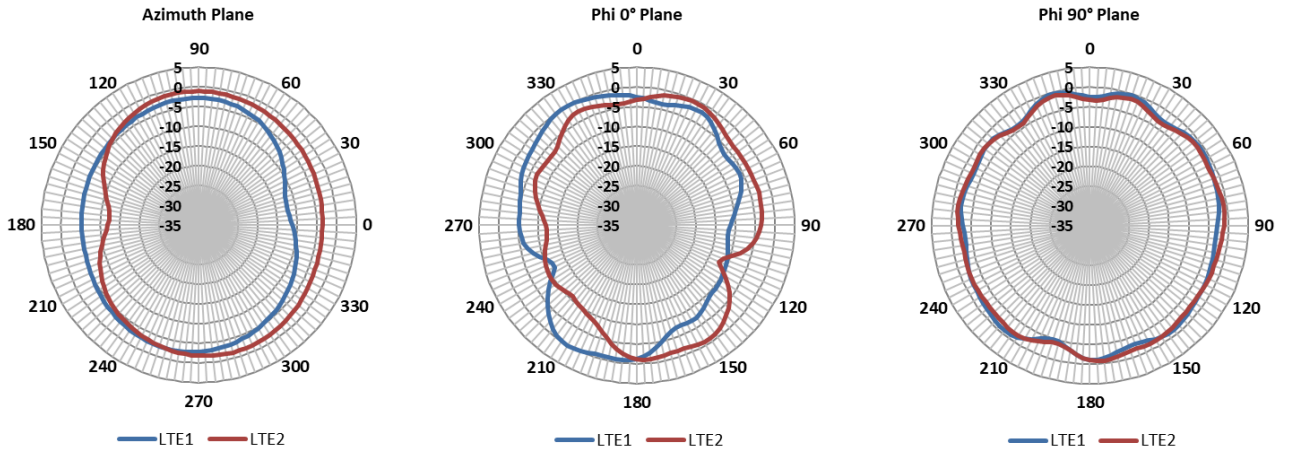


6000 MHz

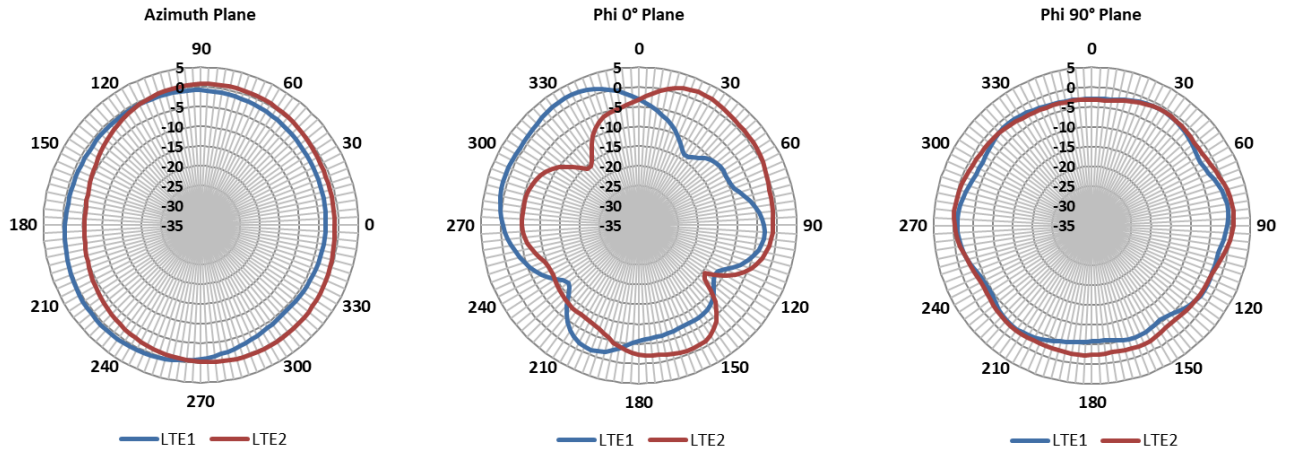


RADIATION PATTERNS *without Ground Plane* - LTE ANTENNAS

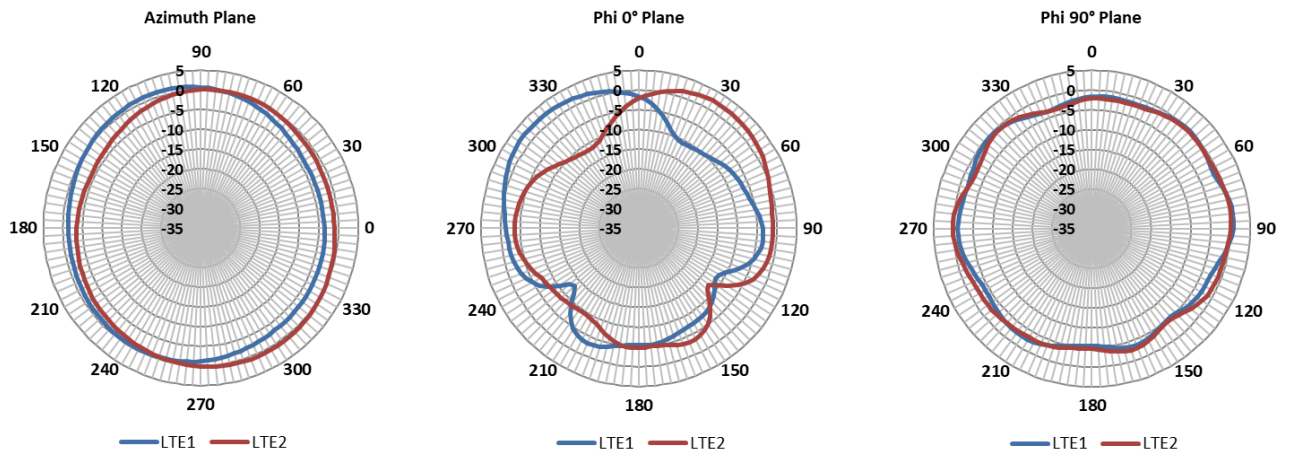
698 MHz



880 MHz

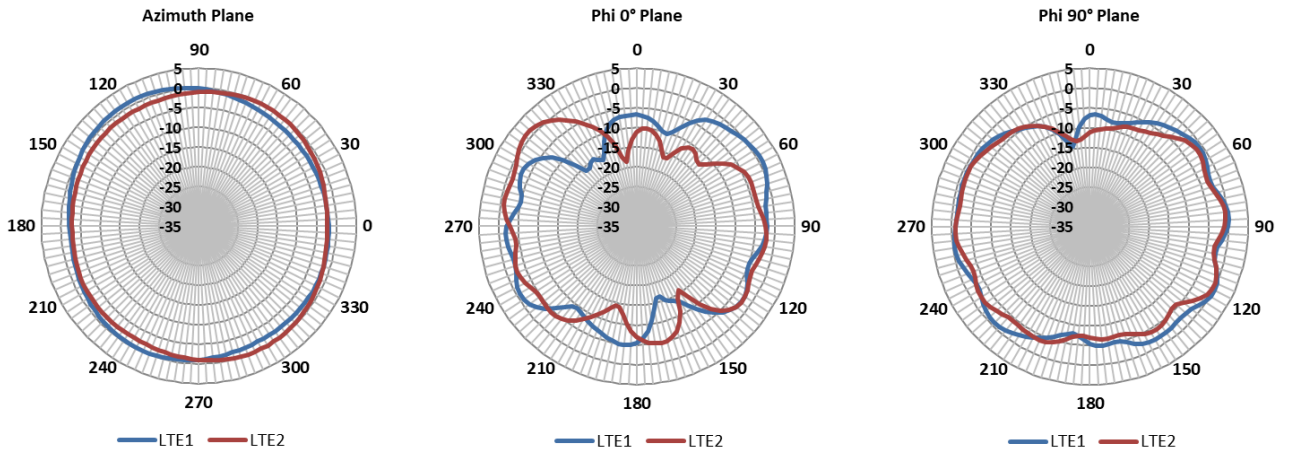


960 MHz

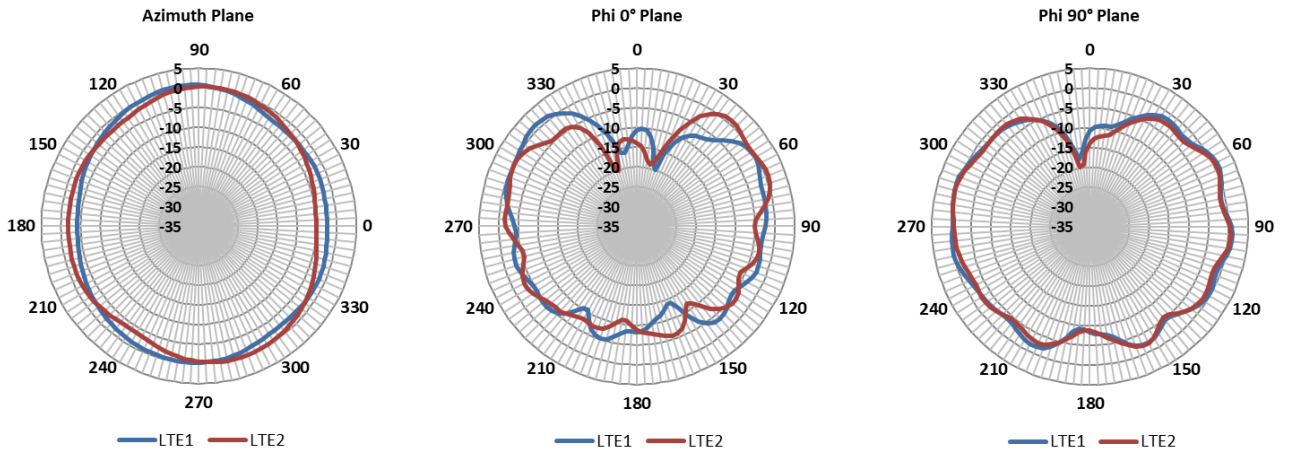


RADIATION PATTERNS *without Ground Plane* - LTE ANTENNAS

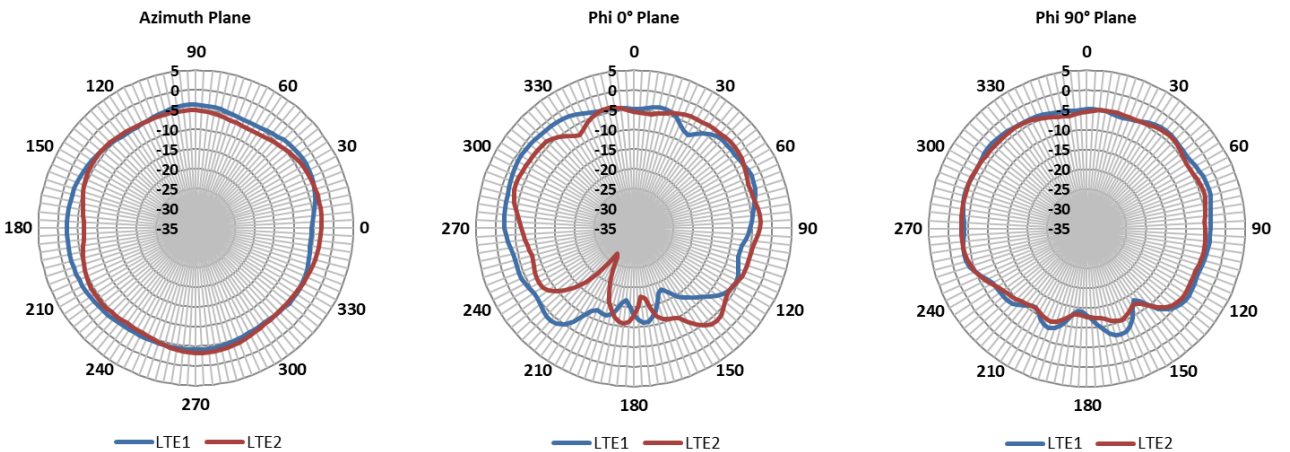
1690 MHz



1920 MHz

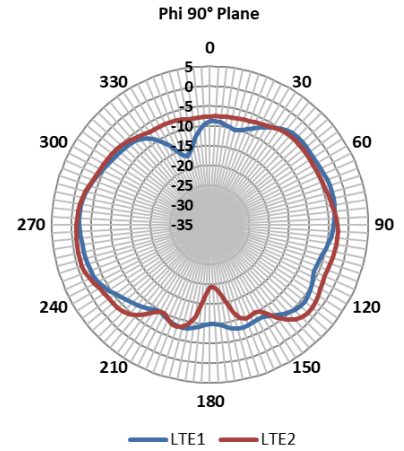
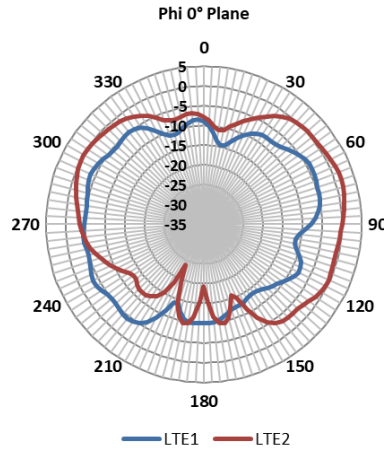
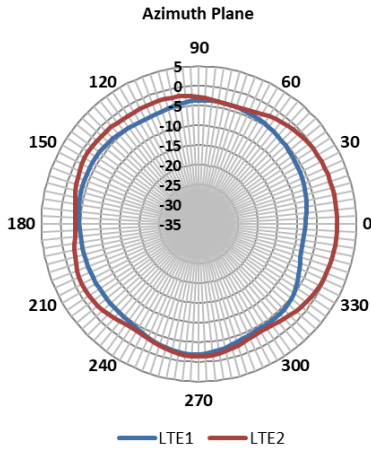


2110 MHz

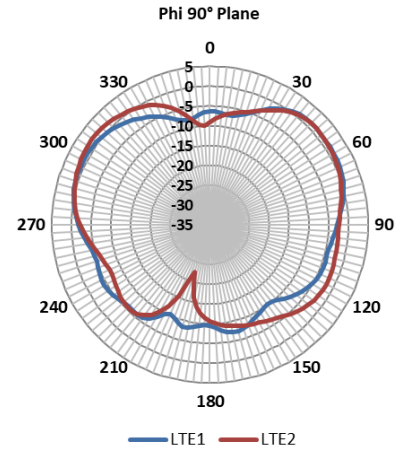
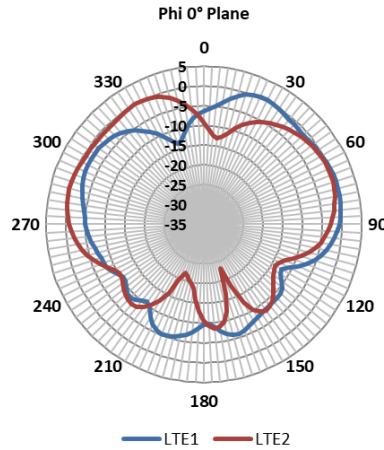
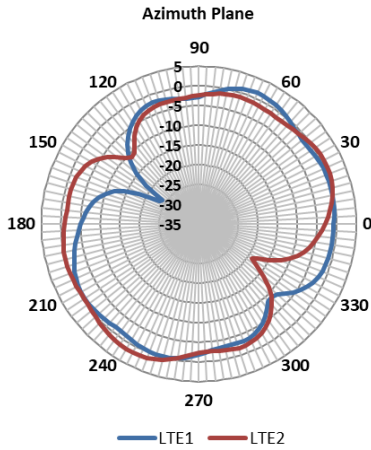


RADIATION PATTERNS *without Ground Plane* - LTE ANTENNAS

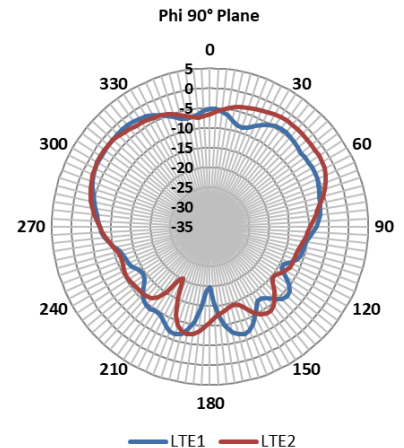
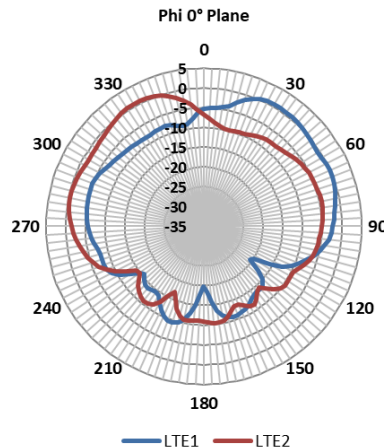
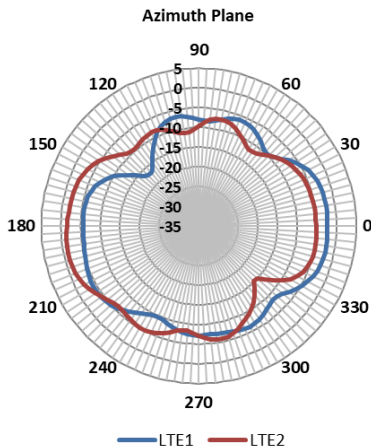
2400 MHz



3500 MHz

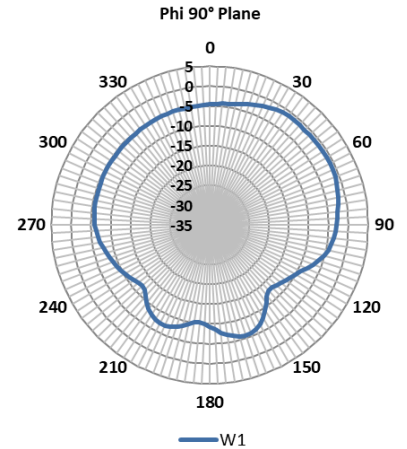
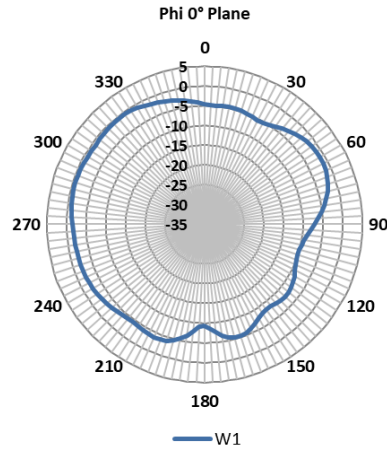
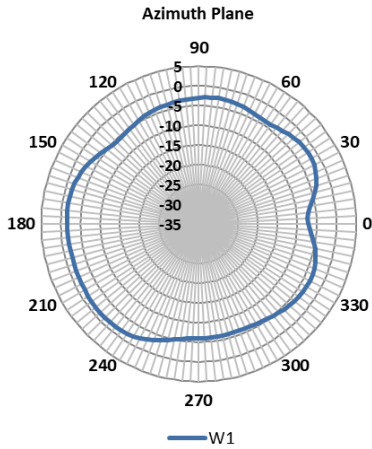


3800 MHz

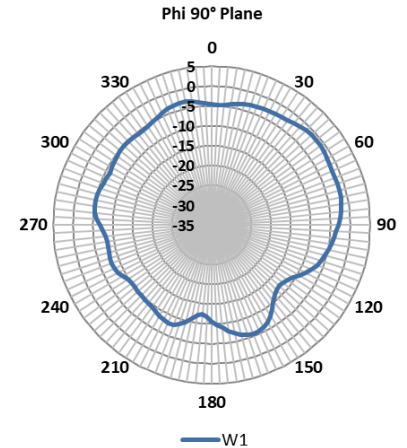
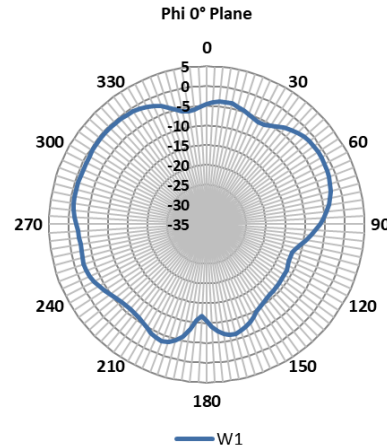
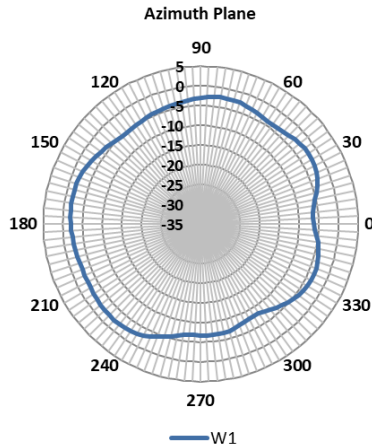


RADIATION PATTERNS *without Ground Plane* - WI-FI ANTENNAS

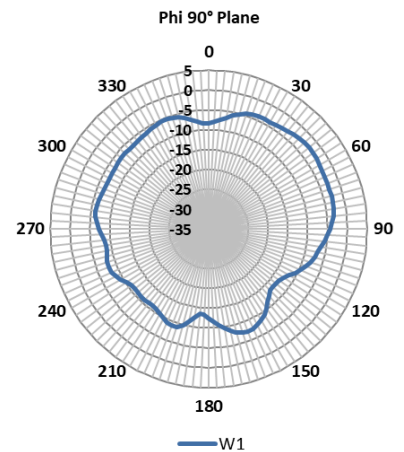
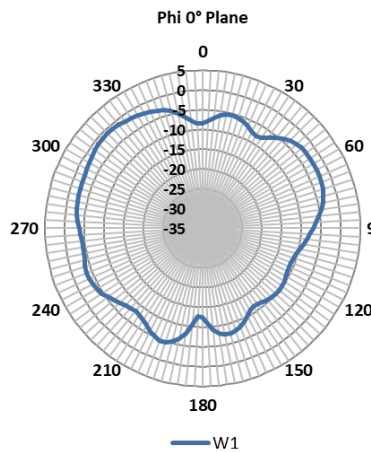
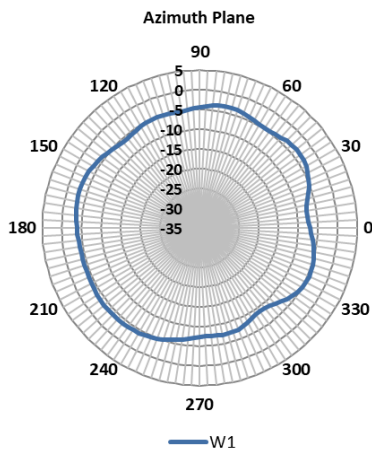
2400 MHz



2450 MHz

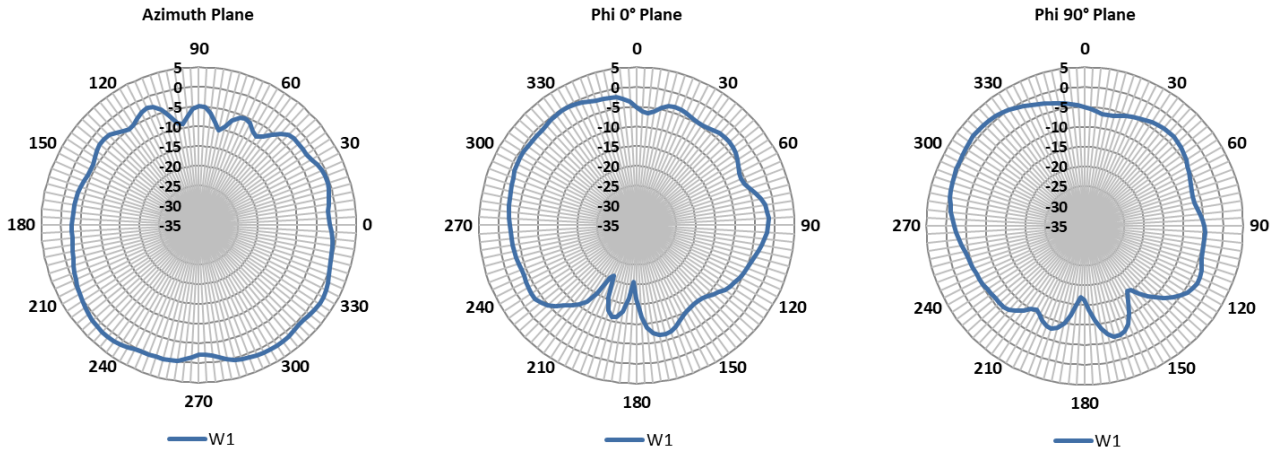


2500 MHz

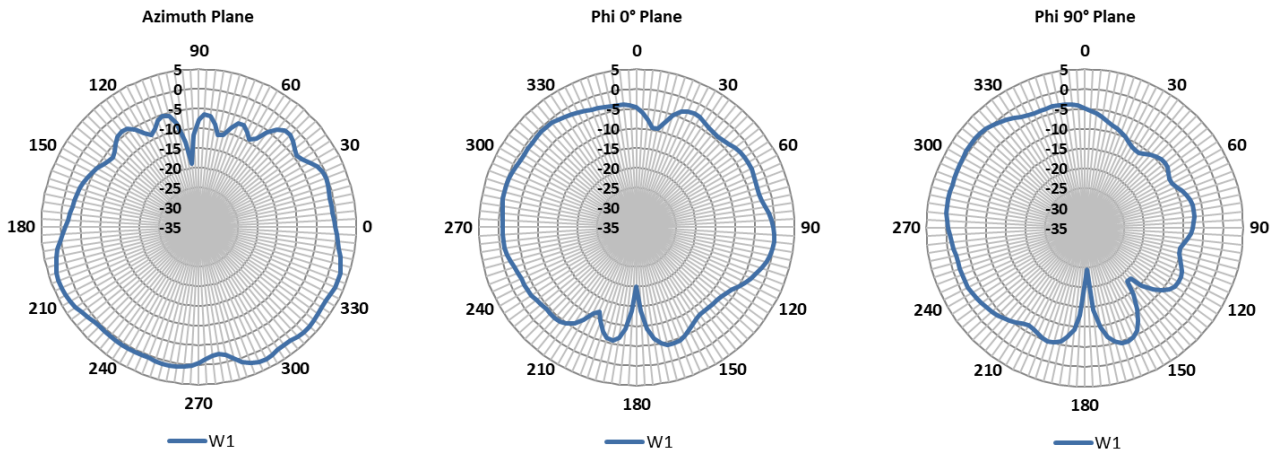


RADIATION PATTERNS *without Ground Plane* - WI-FI ANTENNAS

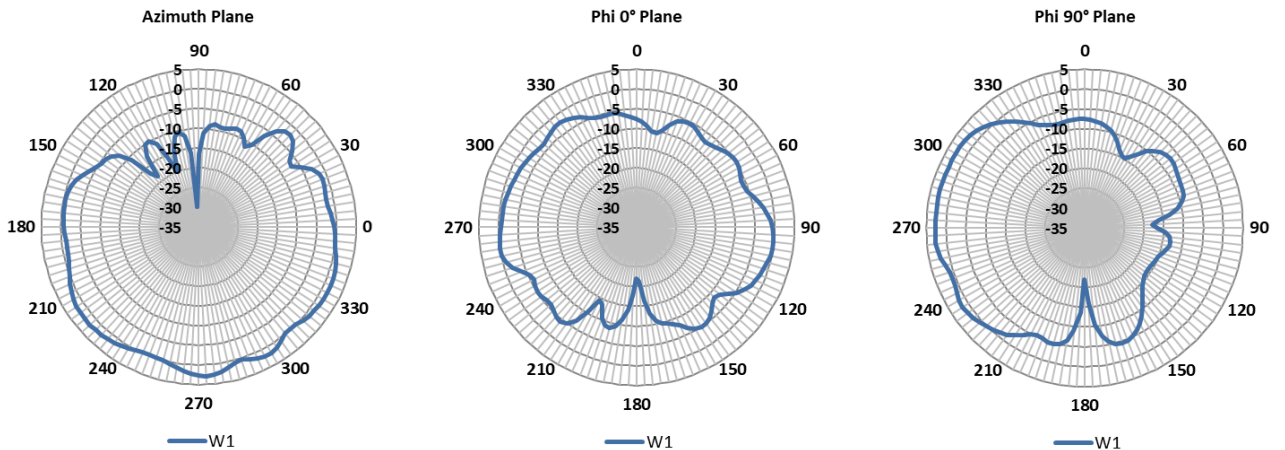
4900 MHz



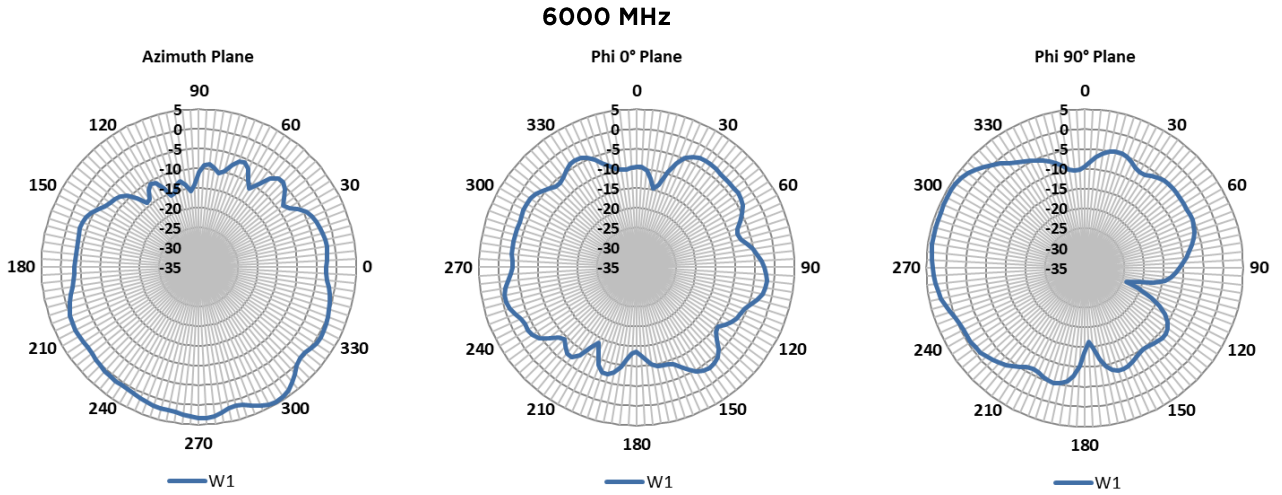
5350 MHz



5750 MHz



RADIATION PATTERNS *without Ground Plane* – WI-FI ANTENNAS



✓RoHS

Laird Connectivity warrants to the original end user customer of its products that its products are free from defects in material and workmanship. Subject to conditions and limitations Laird Connectivity will, at its option, either repair or replace any part of its products that prove defective because of improper workmanship or materials. This limited warranty is in force for the useful lifetime of the original end product into which the Laird Connectivity product is installed. Useful lifetime of the original end product may vary but is not to exceed five (5) years from the original date of the end product purchase.

Any information furnished by Laird Connectivity and its agents is believed to be accurate and reliable. All specifications are subject to change without notice. Responsibility for the use and application of Laird Connectivity materials rests with the end user, since Laird Connectivity and its agents cannot be aware of all potential uses. Laird Connectivity makes no warranties as to the fitness, merchantability or suitability of any Laird Connectivity materials or products for any specific or general uses. Laird Connectivity shall not be liable for incidental or consequential damages of any kind. All Laird Connectivity products are sold pursuant to the Laird Connectivity Terms and Conditions of sale in effect from time to time, a copy of which will be furnished upon request.

© Copyright 2021 Laird Connectivity All Rights Reserved. Laird Connectivity, the Laird Connectivity logo, and other marks are trademarks or registered trademarks of Laird Connectivity or an affiliate company thereof. Other product or service names may be the property of third parties. Nothing herein provides a license under any Laird Connectivity or any third-party intellectual property rights.

sales@lairdconnect.com
support@lairdconnect.com
www.lairdconnect.com

