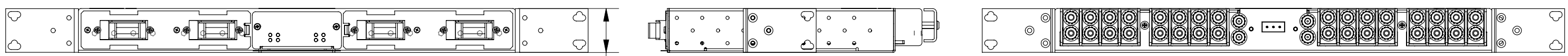
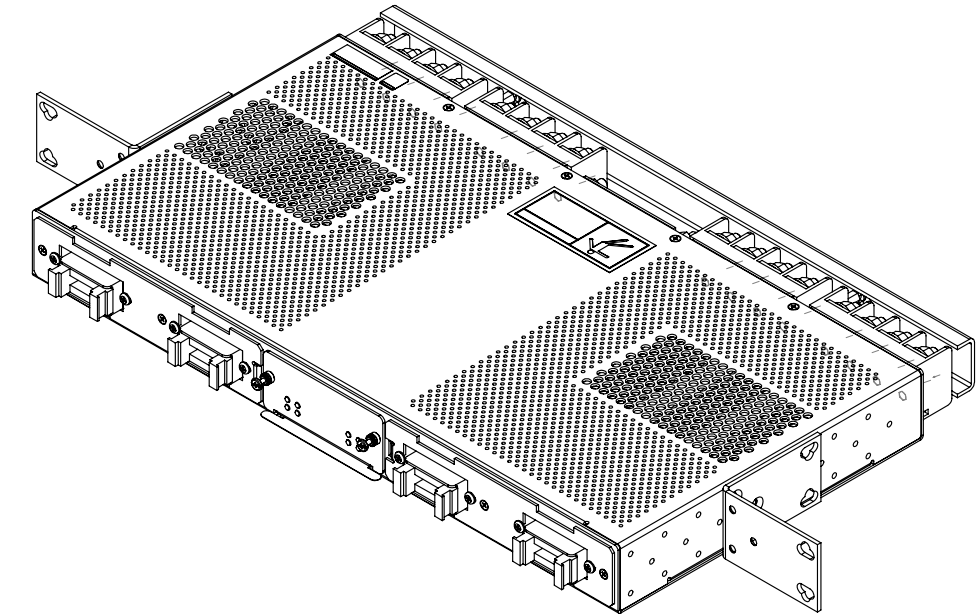
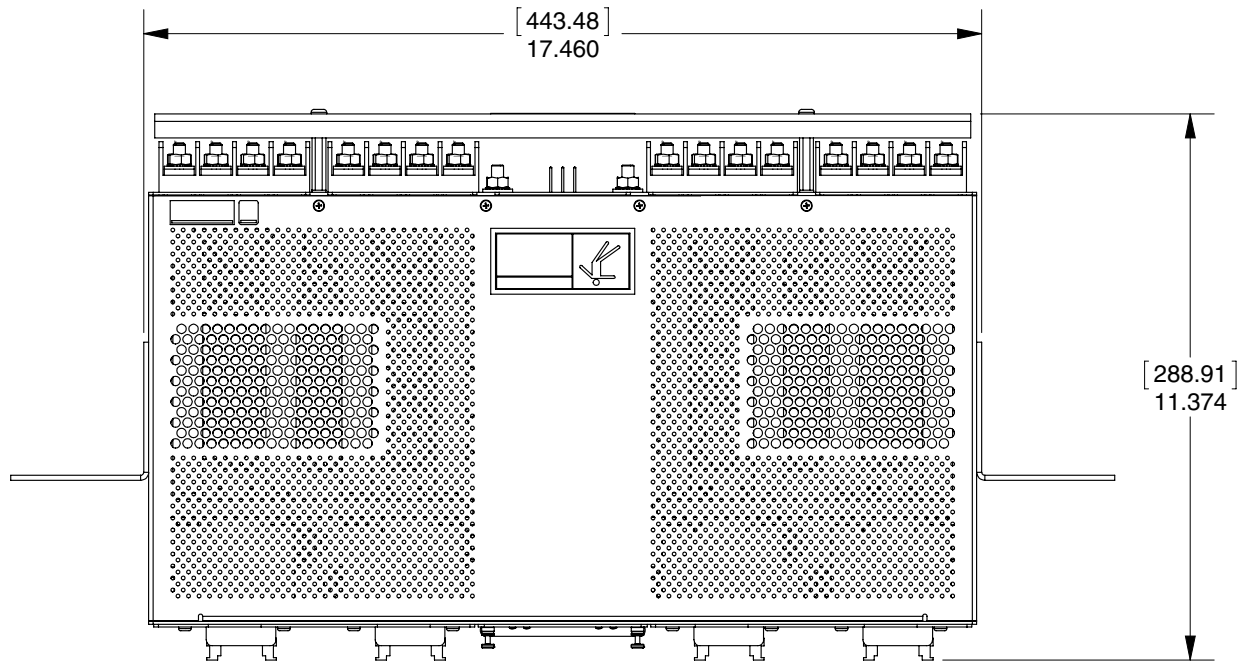


NOTES: (UNLESS OTHERWISE SPECIFIED)
 1. DIMENSIONS ARE FOR REFERENCE ONLY.
 2. DIMENSIONS ARE IN INCHES [MILLIMETERS].



[43.94]
1.730

CIRCUIT TYPE	MAX LUG WIDTH	HOLE SPACING
TFD FUSE HOLDER	.685 IN	1/4-20 ON .625" CENTER

drawing no 009-7001-0104B-TFD	customer drawing DEMARCATIION PANEL: QUAD, 125A, 4 TFD, PWR/FUSE ALARM	rev A0	units inch	designed by B. KIOSKY	date 8/27/2012	tolerances (unless otherwise specified) .X ±.060 hole size: ±.005 .XX ±.020 angularity: ±1° .XXX ±.010	sheet 1 of 1	sheet size B	scale NTS	project P142	projection 		
				drawn by D. KNAGGS	date 5/1/2014								

CONFIDENTIAL NOT FOR REPRODUCTION copyright 2014 telect.com :: 1.509.926.6000