

RX antenna monitor

Available in VHF, UHF, 7/800 MHz, 900 MHz bands

- Installed in-line with RX antenna
- Measures RX antenna return loss at customer specified frequency
- Test modes: Return loss sweep and HLC sweep
- Compact form factor
- Integrated web server / SNMP / SYSLOG
- Alarms are user configured via Ethernet or SNMP
- AC or DC power supply options available



Combilent

Ryttermarken 5, 3520 Farum, Denmark
sales@combilent.com www.combilent.com

TX RX Systems

8625 Industrial Parkway, Angola, NY 1400, USA
sales@txrx.com www.txrx.com

Specification, System

VHF model	150-174 MHz
VHF model	150-174 MHz
PDT model	351-356 MHz
UHF model	380-410 MHz
UHF model	410-440 MHz
UHF model	450-470 MHz
UHF model	450-470 MHz
7/800 MHz model	763-775 MHz / 851-869 MHz
900 MHz	935-941 MHz

Specification	RF part
Insertion loss	<0.15 dB
Return loss range	0-30 dB
Measurement pulse	-40 dBm, 50 ms
Pulse repetition	1-3600 sec.
Input return loss	>20 dB
Output return loss	>20 dB
Tx-power	Max. 100W
Operating temp.	-10°C to 60°C
Connectors	N-female
Dimensions	160x115x30 mm (w/o bracket)
Weight	2 lbs

Product options

CP01131
CP01132
CP01125
CP(tbd)
CP(tbd)
CP01122
CP01130
CP01133
CP(tbd)

Specification
Power supply
Interfaces
Alarm output
Functions and alarms
Features
Power supply

AC
DC
AC
AC
AC
AC
DC
AC
AC

Power Monitor (DPM)


90-230VAC or -48VDC
Integrated web-server
SNMP v2C (with MIB file)
Form-C dry contact
Rx antenna return loss (RL)
Rx antenna reference
Rx antenna RL sweep
Noise (HLC) sweep
Temperature
SNTP
SYSLOG
Firmware update
Factory test data

Combilent

Ryttermarken 5, 3520 Farum, Denmark
sales@combilent.com www.combilent.com

TX RX Systems

8625 Industrial Parkway, Angola, NY 1400, USA
sales@txrx.com www.txrx.com

Dashboard


Home
Status
Sweep
Network config
SNMP config
System event log
Firmware upgrade
Test information

Status

VSWR / RL	Board temperature	Time to next measurement
1:1.60 / 13.0 dB	31.4	0

Reference VSWR / RL	Action
1:1.56 / 13.2 dB	<input type="button" value="Reference"/>

Test mode	Status
<input type="button" value="Activate"/>	Inactive

Description

Status page.
Temperature readings are in Celsius.

VSWR / Returnloss:
White = no alarm
Gold = Warning active
Red = Alarm active

Board temperature:
White = no alarm
Gold = Warning active
Red = Alarm active


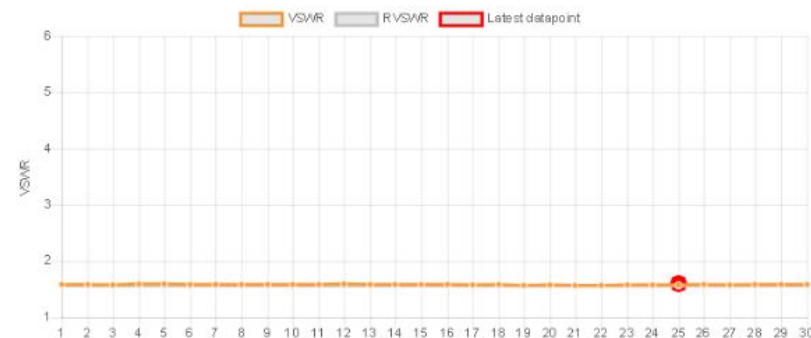
Line chart shows VSWR/RL history, last 30 samples.

Test mode:
30 measurements,
1s interval.
Automatic return to normal mode.

Parameter configuration:
Warning/Alarm threshold configuration.
Relative to reference level.

Alarm relay configuration:
Checked alarms will activate relay alarm.

Device information:
Serial number information.

Parameter configuration:

Setting	Value
VSWR / RL warning threshold (rel.)	5.85 / 3.0 ▼
VSWR / RL alarm threshold (rel.)	2.61 / 7.0 ▼
Measurement frequency 150.0 - 174.0 MHz	168.0
Measurement interval (1 - 3600s)	1
Board temperature warning level (0 - 100C)	60
Board temperature alarm level (0 - 100C)	80
<input type="button" value="Change"/>	

Alarm relay config

<input checked="" type="checkbox"/> VSWR / Returnloss
<input checked="" type="checkbox"/> BoardTemp
<input type="button" value="All On"/> <input type="button" value="All Off"/>
<input type="button" value="submit new setting"/>

Device information:

Serial number	Firmware
12345	SU21341-1

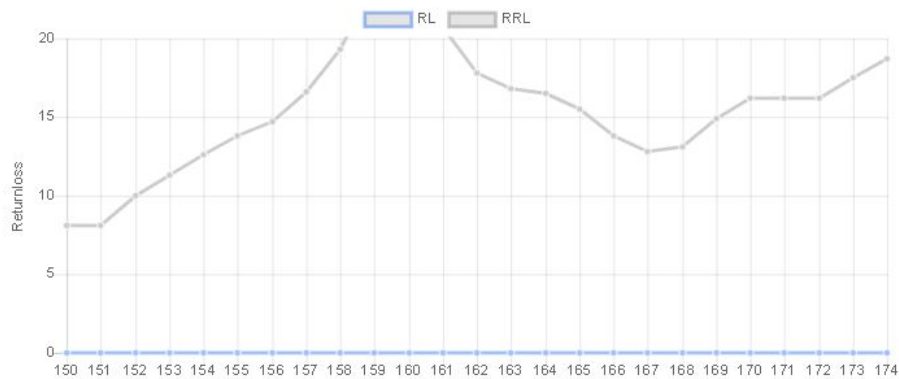
Web interface status page

Dashboard



[Home](#) |
 [Status](#) |
 [Sweep](#) |
 [Network config](#) |
 [SNMP config](#) |
 [System event log](#) |
 [Firmware upgrade](#) |
 [Test information](#)

Returnloss frequency sweep



Description

Sweep page.
 Sweeps are for test purpose.
 Activating a sweep, results in one sweep.
 Automatically returns to single frequency measurement mode.

Noise level frequency sweep



Web interface sweep page (HLC at 152 MHz)